

## Spectrum Sensing Based on Monostable Stochastic Resonance in Cognitive Radio Networks

Yonghua Wang<sup>1,2,3</sup>, Pin Wan<sup>2,4\*</sup>, Qin Deng<sup>2</sup>, Yuli Fu<sup>1</sup>

<sup>1</sup> School of Electronic and Information Engineering, South China University of Technology, Guangzhou 510641, Guangdong, China

<sup>2</sup> School of Automation, Guangdong University of Technology, Guangzhou 510006, Guangdong, China

<sup>3</sup> Hubei Key Laboratory of Intelligent Wireless Communications, South-Central University for Nationalities, Wuhan 430074, Hubei, China

<sup>4</sup> National Engineering Research Center for Mobile Communication, Guangzhou 510310, Guangdong, China

\*Corresponding author, e-mail: wanpin3@sohu.com

### Abstract

*The cognitive radio technology can provide dynamic spectrum access and improve the efficiency of spectrum utilization. Spectrum sensing is one of the key technologies of cognitive radio networks. The spectrum sensing performance of cognitive radio networks will be greatly reduced in the low SNR environment, especially when using energy detection. Due to the monostable stochastic resonance system can improve the energy detection system output SNR, a monostable stochastic resonance is applied to spectrum sensing based on the energy detection method of cognitive radio networks in this paper. The simulation results show that in the low SNR environment, when the false alarm probability is constant, the proposed spectrum sensing based on monostable stochastic resonance has better performance than traditional energy detection.*

**Keywords:** Monostable Stochastic Resonance, Cognitive Radio, Spectrum Sensing, Energy Detection

### 1. Introduction

Cognitive radio (CR) can effectively alleviate the contradiction between the spectrum shortage and the needs of the rapid development of wireless communication [1]. Spectrum sensing (SS) is one of the key technologies of CR [2],[3]. The main function of spectrum sensing is to detect spectrum holes. So the secondary users (SU) can access to the unused channel under the condition that do not cause interference to primary users (PU). At the same time the SU monitor the primary users so as to be able to quickly exit when the PU reuses the band. One of the biggest challenges for SS is detecting the weak PU signal in low Signal to Noise Ratio (SNR) environment. In low SNR environment, the performance of spectrum sensing will be greatly reduced [1]. In recent years, some researchers have proposed the application of stochastic resonance (SR) to spectrum sensing in order to solve the problem of detecting weak signal of the PU.

In [4], the bistable SR system is applied to the energy detection in CR, in order to improve SNR. In subsequent studies, He di has also discussed how to add an optimal SR noise so that it can improve SNR maximally [5]. They also studied the spectrum sensing of CR based on Chaotic Stochastic Resonance [6]. They also confirmed that the SR in the colored noise environment is equally applicable [7]. K.Zheng has proposed Block Spectrum Sensing and Sequential Spectrum Sensing schemes of SR for spectrum sensing in the low SNR regime [8]. Lin Yingpei has proposed a spectrum sensing scheme in CR that combined the cyclostationary feature detection (CFD) and SR [9]. Chen Wei in order to maximize detection performance, has proposed a generalized SR method in the local sensing and cooperative sensing [10]-[11]. In addition, the covariance matrix [12], cyclostationary [9] and cooperative spectrum sensing [13]-[14] based on the SR have been confirmed that can improve spectrum sensing performance in a low SNR environment.

The present researches on spectrum sensing based on SR are all based on traditional bistable SR, and the monostable stochastic resonance is not involved. Due to the monostable SR system can improve the output SNR, it is applied to spectrum sensing based on

the energy detection method of CR system in order to improve the performance under low SNR in this paper.

## 2. The Energy Detection Model of Cognitive Radio Based on Stochastic Resonance

Because the energy detection has the following advantages: need not to know any prior knowledge of the PU, low computational complexity and easy implementation, thus it is widely used in the CR spectrum sensing. According to the Neyman-Pearson criteria, spectrum sensing problem can be formulated as the following two assumptions:

$$\begin{aligned} H_0 : r(t) &= n(t), & (t = 0, 1, \dots, N-1) \\ H_1 : r(t) &= s(t) + n(t), & (t = 0, 1, \dots, N-1) \end{aligned} \quad (1)$$

Where  $H_1$  indicates that the PU exists while  $H_0$  shows that the PU does not exist.  $r(t)$  is the received signal of the SU.  $s(t)$  is the PU signal and is assumed with zero mean and variance  $\sigma_s^2$ .  $n(t)$  denotes the Gaussian noise and is assumed to be an i.i.d Gaussian random process with zero mean and variance  $\sigma_n^2$ . The signal  $s(t)$  and the noise  $n(t)$  are assumed independent of each other.

Stochastic resonance refers to the noise energy will be transferred to the signal energy when the input signal and the noise have a match in the non-linear system. At this time, the SNR of the input signal will not be lowered, but will increase. Therefore stochastic resonance is ideal for weak signal detection problem [15]. SR system consists of three elements: a monostable or bistable or multistable nonlinear system, input signal and noise. Traditional bistable SR system model is most widely used in the study. It is described by a Langevin equation [15]:

$$\dot{x}(t) = -V'(x) + A \cos(2\pi ft + \phi) + n(t) = ax(t) - bx(t)^3 + A \cos(2\pi ft + \phi) + n(t) \quad (2)$$

Where  $A \cos(2\pi ft + \phi)$  is the input signal,  $A$  is the signal amplitude,  $n(t)$  is the stochastic resonance noise with the mean of 0 and variance  $\sigma_n^2$ . SR noise, satisfies the equation  $E[n(t)n(t+\tau)] = 2D\delta(t-\tau)$ , in which  $D$  is the noise intensity.  $V(x) = -\frac{a}{2}x^2 + \frac{b}{4}x^4$  is a reflection of the symmetric square potential.  $a$  and  $b$  are the non-linear system unknown parameters and satisfy  $a > 0, b > 0$ .

The energy detection model based on SR is shown in Figure 1 [5].

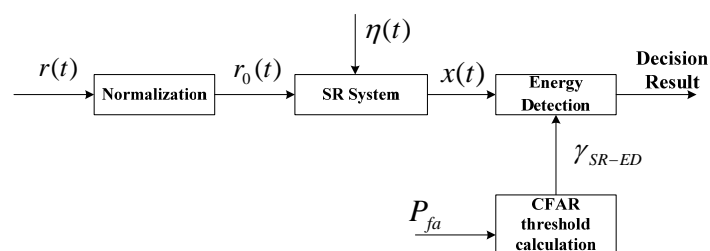


Figure 1. The energy detection model based on SR

## 3. Spectrum Sensing Based on Evstigneev Type Monostable Stochastic Resonance

### 3.1. Monostable SR systems

Evstigneev M has studied a new single-stable SR system- Evstigneev(E) type SR [16]. Pin W etc. have studied the SNR gain of the Evstigneev type monostable SR, and concluded that the SNR gain can be greater than 1 in a certain region through adjusting the parameters

[17]. The SNR gain greater than 1 means that the output SNR greater than the input SNR after the signal through the Evstigneev type SR system. Therefore, for the energy detector, detection performance can be improved by certain E type monostable SR system.

In the case of neglecting the inertial effect, Langevin equation of monostable model proposed by [14] is:

$$\dot{x}(t) = -V(x) + A \cos(2\pi ft + \phi) + n(t) \quad (3)$$

$$V(x) = a|x|^\alpha + b|x|^\beta \quad a, b > 0, \quad 0 < \alpha < \beta \quad (4)$$

Where  $V(x)$  is the system potential function,  $A \cos(2\pi ft + \phi)$  is the drive signal, when applied in the spectrum sensing it is the PU signal.  $n(t)$  is additive white Gaussian noise with mean 0 and variance 1, and satisfies the formula  $E[n(t)n(t+\tau)] = 2D\delta(t-\tau)$ , Where  $D$  is the noise intensity.

When  $a = b = 1, \alpha = 3/2, \beta = 4$ , the potential function in (4) does not exist any barrier, also does not exist the inflection point, Evstigneev M thinks this is a kind of SR model.

In [15], the monostable potential function is:

$$V(x) = \frac{2}{3}a|x|^{3/2} + \frac{1}{4}b|x|^4 \quad a, b > 0 \quad (5)$$

Equation (5) is d in equation (3):

$$\dot{x}(t) = -a|x|^{1/2} \text{sign}(x) - b|x|^3 + A \cos(2\pi ft + \phi) + n(t) \quad (6)$$

Where  $\text{sign}(x)$  is the sign function:

$$\text{sign}(x) \begin{cases} 1, & x > 0 \\ 0, & x = 0 \\ -1, & x < 0 \end{cases} \quad (7)$$

Ref. [17] points out that when  $a = 0.5, b = 1$ , and in the appropriate frequency range, Etype monostable SR can make the system SNR gain greater than 1.

## 3.2. Energy Detection Based on Monostable SR

### 3.2.1. Experimental Procedure

Detection performance is discussed in the situation that under different false alarm probabilities condition while same SNR, and in the situation that under different SNR while same false alarm probability. The Monte Carlo method is used, specific steps are as follows:

1. Different false alarm probabilities while same SNR

(1) According to binary hypothesis, the received signal is divided into two cases:  $H_0$  and  $H_1$ . The received signal is performed  $N$ -point sampling, and then processed by stochastic resonance system.

(2) According to the energy detection principle, received signal energy values  $E_0$  and  $E_1$  in two hypothetical scenarios were calculated, then the  $n$  cycles calculations are carried out.

(3) After  $n$  cycles of calculations, the resulting  $E_0$  and  $E_1$  will be stored in the array  $a[E_{01}, E_{02}, E_{03}, \dots, E_{0n}]$  and  $b[E_{11}, E_{12}, E_{13}, \dots, E_{1n}]$ . Then array  $a[E_{01}, E_{02}, E_{03}, \dots, E_{0n}]$  is arranged in ascending order, and be saved to another array  $\gamma[\gamma_1, \gamma_2, \gamma_3, \dots, \gamma_n]$  as threshold values.

(4) Calculate the numbers that the elements in the array  $a[E_{01}, E_{02}, E_{03}, \dots, E_{0n}]$  greater than the threshold value  $\gamma_1, \gamma_2, \gamma_3, \dots, \gamma_n$  respectively, then obtained  $L[L_1, L_2, L_3, \dots, L_n]$ .  $[L_1/n, L_2/n, L_3/n, \dots, L_n/n]$  represents a set of false alarm probability  $P_{fa}[P_{fa1}, P_{fa2}, P_{fa3}, \dots, P_{fan}]$ , where  $P_{fa} \in [0, 1]$ .

(5) Calculate the numbers that the elements in the array  $b[E_{11}, E_{12}, E_{13}, \dots, E_{1n}]$  greater than the threshold value  $\gamma_1, \gamma_2, \gamma_3, \dots, \gamma_n$  respectively, then obtained  $M[M_1, M_2, M_3, \dots, M_n]$ .  $[M_1/n, M_2/n, M_3/n, \dots, M_n/n]$  represents a set of detection probability  $P_d[P_{d1}, P_{d2}, P_{d3}, \dots, P_{dn}]$ .  $P_{d1}, P_{d2}, P_{d3}, \dots, P_{dn}$  represent the detection performance when false alarm probabilities are  $P_{fa1}, P_{fa2}, P_{fa3}, \dots, P_{fan}$  under the same SNR environment.

2. Constant false alarm probability under different SNR environment

Steps (1), (2), (3) and (4) are same as above.

(5) Under the condition of constant false-alarm probability, the subscript of  $\gamma$  in the array  $\gamma[\gamma_1, \gamma_2, \gamma_3, \dots, \gamma_n]$  is represented by  $\gamma_u$  is the corresponding energy detection threshold in a given false-alarm probability. After n times calculations, the resulting energy values  $E_i$  are saved to array  $b[E_{11}, E_{12}, E_{13}, \dots, E_{1n}]$ . Then the number  $M$  that the elements of  $b[E_{11}, E_{12}, E_{13}, \dots, E_{1n}]$  greater than  $\gamma_u$  is calculated.  $M/n$  is the detection probability  $P_d$ .

(6) Repeat steps (1) to (5) different SNR environments, the detection probabilities can be obtained under the environments with constant false alarm probability and different SNR.

3.2.2. Simulation results

Using MATLAB7.1 establish the simulation environment. Channel interference and fading effect is not taken into account in this paper. Assume that the signal of the PU is  $A \cos(2\pi ft + \phi)$ , Gaussian white noise is  $\eta(t)$ . Where  $\phi = \frac{\pi}{4}$ ,  $A = 2\sigma_n^2 \cdot SNR_i$ , the noise variance  $\sigma_n^2 = 1$ ,  $f$  are 0.01Hz, 0.05Hz, 0.2Hz respectively. Sampling frequency  $f_s = 128f$ . Sampling point  $N = 256$ . The number of Monte Carlo simulations is 1000. Compare the traditional energy detection method and energy detection method based on E type monostable SR performance under two conditions that at the same SNR different false alarm probability environment and constant false alarm probability different SNR environment. The results are shown in Figure 2,3,4,5 respectively.

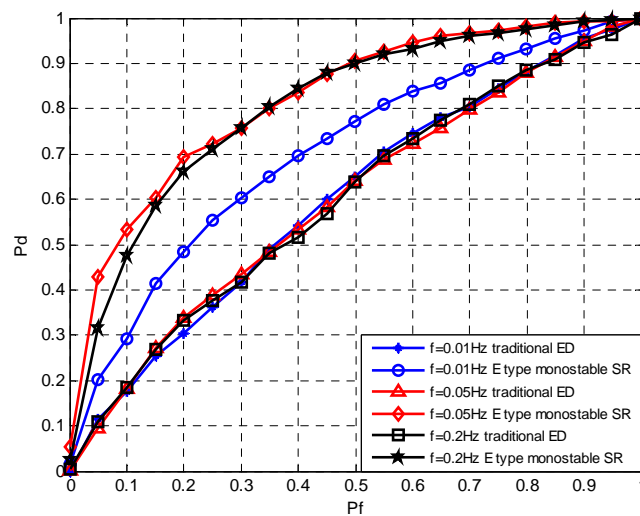


Figure 2. ROC curves of two methods under different frequencies while SNR=-15dB

As can be seen from the Figure 2, 3, in the condition of SNR=-15dB and SNR=-20dB, the performance of the traditional energy detection is almost the same when the signal frequency  $f$  are 0.01Hz, 0.05Hz, and 0.2Hz. This is because the traditional energy detection is frequency independence. The performance of energy detection based on E type monostable SR changes when the frequency changes and this performance are higher than the traditional energy detection methods. The detection performance is the lowest when  $f = 0.01Hz$  and the detection performance is the highest when  $f = 0.05Hz$ . This shows that the signal frequency has a certain effect on the energy detection based on E type monostable SR.

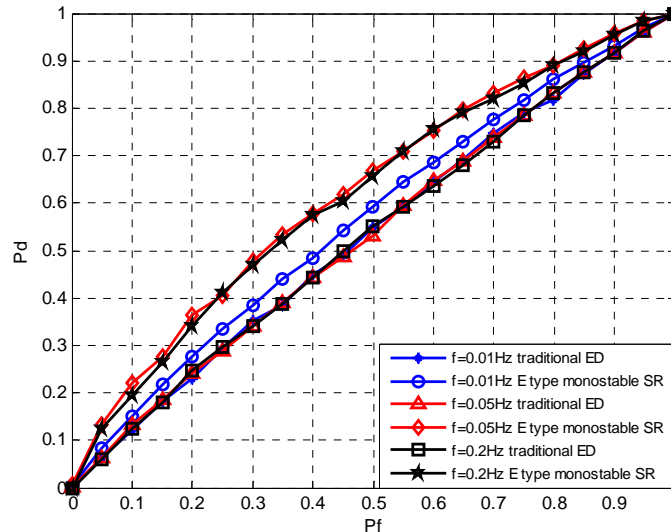


Figure 3. ROC curves of two methods under different frequencies while SNR=-20 dB

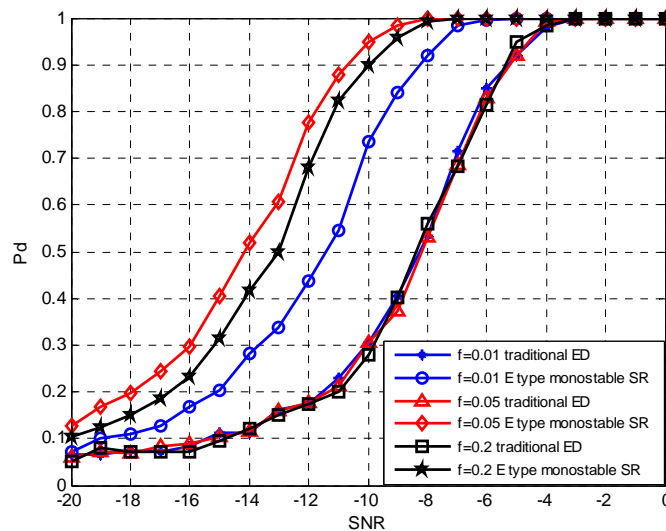


Figure 4. Detection probability versus SNR under different  $f$  when  $P_{fa} = 0.05$

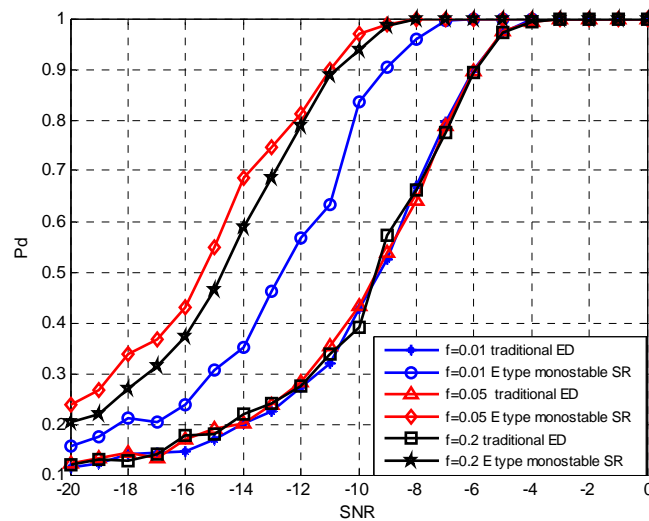


Figure 5. Detection probability versus SNR under different frequencies when  $P_{fa} = 0.1$

As can be seen from the Figure 4, 5, in the different SNR environment, the detection performance of the traditional energy detection is almost the same when  $f$  changes. It also shows that the traditional energy detection method is signal frequency independence again. The performance of energy detection based on E type monostable SR changes when the frequency changes and this performance is higher than the conventional energy detection methods. The detection performance is the lowest when  $f = 0.01\text{Hz}$  and the detection performance is the highest when  $f = 0.05\text{Hz}$ . When  $f = 0.02\text{Hz}$  the detection performance is slightly lower than that when  $f = 0.05\text{Hz}$ .

#### 4. Conclusions

In this paper, an Evstigneev-type monostable stochastic resonance system is applied to energy detection of spectrum sensing in order to increase the system output SNR, thereby enhancing the low SNR environment energy detection performance. Simulation results show that in the case of constant false alarm probability, the detection probability of energy detection based on monostable SR is higher than that of the traditional energy detection method, especially in low SNR environment. This research will broaden the scope of application of SR and can increase the detection probability of spectrum sensing under low SNR environment.

#### Acknowledgements

This work was supported by the China Postdoctoral Science Foundation (Grant No. 2014M552529) and the Youth Foundation of Guangdong University of Technology (No.13QNZD006).

#### References

- [1] Beibei W, KJR Liu. Advances in cognitive radio networks: A survey. *IEEE Journal of Selected Topics in Signal Processing*. 2011; 5(1): 5-23.
- [2] Gamal AFK. An Optimal Sensing Algorithm for Multiband Cognitive Radio Network. *International Journal of Information and Network Security*. 2013; 2(1): 60-67.
- [3] Md. Shamim H, Md. Ibrahim A, Mohammad AH. Hard Combination Data Fusion for Cooperative Spectrum Sensing in Cognitive Radio. *International Journal of Electrical and Computer Engineering*. 2012; 2(6): 811-818.

- [4] Di He. *Improving the spectrum sensing performance in cognitive radio networks using the stochastic resonance approach*. Asia Pacific Conference on Postgraduate Research in Microelectronics & Electronics (PrimeAsia 2009). Shanghai. 2009: 283-286.
- [5] He D, Lin Y, He C, et al. A Novel Spectrum-Sensing Technique in Cognitive Radio Based on Stochastic Resonance. *IEEE Transactions on Vehicular Technology*. 2010; 59(4):1680-1688.
- [6] He D. *Breaking the SNR Wall of Spectrum Sensing in Cognitive Radio by Using the Chaotic Stochastic Resonance*. Proceedings of 2010 IEEE International Symposium on Circuits and Systems (ISCAS). Shanghai. 2010: 61-64.
- [7] Di H, Chen H, Lingge J, et al. *Spectrum Sensing Approach Based on Optimal Stochastic Resonance Technique under Color Noise Background in Cognitive Radio Networks*. 2010 IEEE International Conference on Communications Workshops (ICC). Shanghai. 2010: 1-4.
- [8] Zheng K, Li H, Djouadi SM, et al. *Spectrum Sensing In Low SNR Regime Via Stochastic Resonance*. 2010 44th Annual Conference on Information Sciences and Systems (CISS). TN. 2010: 1-5.
- [9] Lin Y, He C, Jiang L, et al. *A Cyclostationary-Based Spectrum Sensing Method Using Stochastic Resonance in Cognitive Radio*. 2010 IEEE International Conference on Communications Workshops (ICC). Shanghai. 2010: 1-5.
- [10] Chen W. The spectrum sensing and interference estimation techniques of Cognitive Radio. M.S. Thesis. Chengdu: University of Electronic Science and Technology of China. 2010.
- [11] Chen W, Wang J, Li H, et al. *Stochastic Resonance Noise Enhanced Spectrum Sensing in Cognitive Radio Networks*. 2010 IEEE Global Telecommunications Conference (GLOBECOM 2010). Chengdu. 2010: 1-6.
- [12] Zhang S, Wang J, Chen W, Li S. A Spectrum Sensing Algorithm Based on Stochastic Resonance Enhanced Covariance Matrix Detection. *Signal processing*. 2011; 27(11): 1633-1639.
- [13] Lin Y, He C, Lingge J, et al. *A Censoring Cooperative Spectrum Sensing Scheme Based on Stochastic Resonance in Cognitive Radio*. 2011 IEEE International Conference on Communications (ICC). Kyoto. 2011: 1-5.
- [14] Di H, Lingge J. *Cooperative Spectrum Sensing Approach Based on Stochastic Resonance Energy Detectors Fusion*. 2011 IEEE International Conference on Communications (ICC). Kyoto. 2011: 1-5.
- [15] Digham FF, Alouini MS, Simon, Marvin K. *On the energy detection of unknown signals over fading channels*. *IEEE International Conference on Communications 2003*. (ICC '03). Anchorage. 2003; 5: 3575-3579.
- [16] M Evstigneev, et al. Stochastic resonance in monostable over damped systems. *Europhys. Lett*. 2004; 65 (1): 7-12.
- [17] Wan P, Zhan YJ, Li XC, et al. Numerical research of signal-to-noise ratio gain on a monostable stochastic resonance. *Acta Phys. Sin*. 2011; 60(4): 040502.