

Fuzzy transform for high-resolution satellite images compression

Donna Monica, Ayom Widipaminto

Remote Sensing Technology and Data Center, National Institute of Aeronautics and Space, Indonesia

Article Info

Article history:

Received Jul 22, 2019

Revised Jan 20, 2020

Accepted Feb 21, 2020

Keywords:

Fuzzy transform

Satellite images

Very high resolution image compression

ABSTRACT

Many compression methods have been developed until now, especially for very high-resolution satellites images, which, due to the massive information contained in them, need compression for a more efficient storage and transmission. This paper modifies Perfilieva's Fuzzy transform using pseudo-exponential function to compress very high-resolution satellite images. We found that very high-resolution satellite images can be compressed by F-transform with pseudo-exponential function as the membership function. The compressed images have good quality as shown by the PSNR values ranging around 59-66 dB. However, the process is quite time-consuming with average 187.1954 seconds needed to compress one image. These compressed images qualities are better than the standard compression methods such as CCSDS and Wavelet method, but still inferior regarding time consumption.

This is an open access article under the [CC BY-SA](https://creativecommons.org/licenses/by-sa/4.0/) license.



Corresponding Author:

Donna Monica,

Remote Sensing Technology and Data Center,

National Institute of Aeronautics and Space,

70 Lapan St., Pekayon, Pasar Rebo, Jakarta Timur, 13710, Indonesia.

Email: donna.monica@lapan.go.id

1. INTRODUCTION

Satellite images, especially images with very high-resolution, have massive information contained in them. Very high-resolution satellite images has a lot of nonzero high-frequency components while the bandwidth and the storage to transmit and store them is not unlimited [1, 2]. Those constraints make it necessary to develop compression methods for satellite images. On 1998, [3] modified the standard JPEG coding to increase the compression ratio for satellite images. Since then, researches on compression for satellite images has been conducted [4-7]. The consultative committee for space data systems (CCSDS) also developed several recommended standards to image compression for remote sensing images such as CCSDS 121.0-B-2 [8] and CCSDS 122.0-B-2 [9]. Although CCSDS is the recommended standard, this method still have room for improvement, as shown in [10, 11].

The CCSDS method and many other compression methods commonly use discrete wavelet transform (DWT), a transformation method based on Mallat's decomposition of multi-resolution signal first introduced in 1989 [12]. DWT in compression works by representing signals as components that appear at different scales [13]. In 2006, [14] introduced a transformation method with fuzzy approximation, called Fuzzy transform (F-transform). F-transform is a fuzzy-based function that transform a real interval $[a,b]$ into n -dimensional matrix. Several applications of this method includes statistics such as forecasting [15] and robust estimators [16], and image processing such as restoration [17] and compression [18]. In 2008, [19] provides a F-transform based compression on natural greyscale images.

In this paper, we modify the F-transform by changing the membership function using pseudo-exponential function and apply the method to compress very high-resolution images taken from Pleiades satellite. We evaluate the results based on the peak signal-to-noise ratio (PSNR) value and the time consumption. A comparison with the recommended standard CCSDS and Wavelet method is also provided in order to observe whether our proposed method is better than the original F-transform and the recommended standard method or not.

The paper is organized in the following way. Section 2 describes the fuzzy transform theory as the background for this research. Section 3 describes our proposed method, which is fuzzy transform with modified membership functions. The dataset for this research and our research method is described in section 4. Section 5 shows the experimental results with statistical analysis and comparison with existing methods. The conclusions and future works presented in section 6.

2. FUZZY TRANSFORM

Fuzzy transform, or F-transform, is a method of transformation introduced by [14]. Fuzzy transform combines the concept of classic transformation methods, such as Fourier transform, with the concept of conditional (IF-THEN) rules found in fuzzy modelling. In general, F-transform established a correspondence between real, continuous functions and n -dimensional real vectors. F-transform enables us to solve complicated mathematical problems by simplifying them into n -dimensional matrices, and solving them using simple linear algebra before transforming the solutions back into the problems' original domain.

2.1. Membership Functions

Membership functions are the basis of F-transform. F-transform works by creating fuzzy subsets of the domain using several predetermined memberships functions. Then, average values of a function over the fuzzy subsets are calculated, so that the function could be mapped from the fuzzy subsets to the average function values [14]. There are many functions that could be used as a membership function, such as triangular function [20], trapezoid function [21], and gauss function [22]. Common function used for F-transform's membership function is sinusoidal function [19, 23]. The (1) shows the formal expression for sinusoidal membership functions $A_1(x), A_k(x), A_n(x)$ when $k = 2, \dots, n - 1$.

$$A_1(x) = \begin{cases} 0.5(\cos \frac{\pi}{h}(x - x_1) + 1) & \text{for } x \in [x_1, x_2] \\ 0 & \text{for otherwise} \end{cases} \quad (1)$$

$$A_k(x) = \begin{cases} 0.5(\cos \frac{\pi}{h}(x - x_k) + 1) & \text{for } x \in [x_{k-1}, x_{k+1}] \\ 0 & \text{for otherwise} \end{cases}$$

$$A_n(x) = \begin{cases} 0.5(\cos \frac{\pi}{h}(x - x_n) + 1) & \text{for } x \in [x_{n-1}, x_n] \\ 0 & \text{for otherwise} \end{cases}$$

2.2. Direct and Inverse F-transform

F-transform establishes a correspondence between a set of continuous functions on interval $[a, b]$ and a set of n -dimensional vectors. Supposed A_1, \dots, A_n are memberships functions used to create fuzzy subsets from domain $[a, b]$, and f is any function from the set of continuous functions on interval $[a, b]$. The n -tuple of real numbers $[F_1, \dots, F_n]$ given by (2). is the F-transform of f with respect to A_1, \dots, A_n [14].

$$F_k = \frac{\int_a^b f(x)A_k(x)dx}{\int_a^b A_k(x)dx}, k = 1, \dots, n \quad (2)$$

This paper uses the slightly modified F-transform by [19] to make it compatible with image compression, namely discrete, two-variable F-transform with definition as follow: Supposed R is a grey image of $N \times M$ pixels. The normalized value of the pixel, denoted $R(i, j)$, can be seen as fuzzy relation $R: (i, j) \in [1, \dots, N] \times [1, \dots, M] \rightarrow [0, 1]$. The compression of R is done by discrete F-transform with two variables $[F_{kl}]$ given by:

$$F_{kl} = \frac{\sum_{j=1}^M \sum_{i=1}^N R(i, j)A_k(i)B_l(j)}{\sum_{j=1}^M \sum_{i=1}^N A_k(i)B_l(j)} \quad (3)$$

where A_1, \dots, A_n denotes memberships functions used to create fuzzy subsets from domain $[1, N]$, while B denotes memberships functions used to create fuzzy subsets from domain $[1, M]$. Matrix F_{kl} created by (3). can be transformed back into the original domain using inverse F-transform expressed as follow:

$$R_{n(B)m(B)}^F(i, j) = \sum_{k=1}^{n(B)} \sum_{l=1}^{m(B)} F_{kl}^B A_k(i) B_l(j) \quad (4)$$

where $R_{n(B)m(B)}^F$ approximates the original block R_B [19].

3. PROPOSED METHOD

This paper use pseudo-exponential function [24] instead of sinusoidal function as membership function for the F-transform. Pseudo-exponential function is a bell-shaped function defined by its center value m and a value $k < 1$. As the value k increases, growth rate also increases, making the bell more narrow. The function's formal expression can be seen in (5).

$$P(x) = \frac{1}{1+k(x-m)^2} \quad (5)$$

An illustration for pseudo-exponential function with $m = 5$ and $k = 0.5$ is shown in Figure 1.

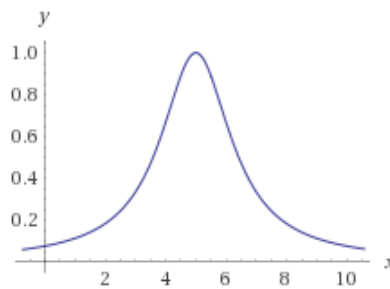


Figure 1. Sample graph of pseudo-exponential function with $m = 5$ and $k = 0.5$

We use F-transform with pseudo-exponential function as the membership functions to compress very high-resolution satellite images. The (6) shows the formal expression for pseudo-exponential function membership functions $A_1(x), A_k(x), A_n(x)$ when $k = 2, \dots, n - 1$.

$$A_1(x) = \begin{cases} \frac{1}{1+2.5\left(x-\frac{(x_1-h/2)+(x_2-h/2)}{2}\right)^2} & \text{for } x \in [x_1, x_2] \\ 0 & \text{for otherwise} \end{cases} \quad (6)$$

$$A_k(x) = \begin{cases} \frac{1}{1+0.9\left(x-\frac{x_{k-1}+x_{k+1}}{2}\right)^2} & \text{for } x \in [x_{k-1}, x_{k+1}] \\ 0 & \text{for otherwise} \end{cases}$$

$$A_n(x) = \begin{cases} \frac{1}{1+2.5\left(x-\frac{(x_{n-1}+h/2)+(x_n+h/2)}{2}\right)^2} & \text{for } x \in [x_{n-1}, x_n] \\ 0 & \text{for otherwise} \end{cases}$$

Value $k = 2.5, k = 0.9$, as well as values for m are chosen from several trials and errors so that the functions A_1, \dots, A_n follows the properties of membership functions as defined in [14].

4. RESEARCH METHOD

We use F-transform with pseudo-exponential function as the membership functions to compress very high-resolution satellite images. The experiment is conducted in the following way. First we breakdown the images into 8×8 tiles and normalize the pixel's values of each tile into $[0, 1]$ interval. Each interval is then transformed using F-transform equation into n -dimensional matrices. The matrices are then reconstructed into new, compressed images using inverse F-transform. For comparison, we also conduct compression using several methods, which are the original F-transform with sinusoidal membership function [14], CCSDS method [25], and Wavelet method (<https://github.com/gpeyre/matlab-toolboxes>). The results are then evaluated by their Peak Signal-to-Noise Ratio (PSNR) value and time consumption.

PSNR is a method commonly used for evaluating image and video processing [1, 19]. As the name implies, PSNR is a ratio between the maximum value of a signal and a noise disturbing the signal representation, calculated using mean squared error (MSE). The lower the noise and thus the MSE value, the higher the PSNR value and the image quality [26]. The equation for PSNR is as followed [27]:

$$\text{PSNR} = 20 \times \log_{10} \frac{Q^2}{\frac{1}{N} \sum_{i=1}^{N-1} u^2(i,j)} \quad (7)$$

where Q is the possible maximum value of the pixel, N is the number of pixels of the image, and u is the value of pixel.

The dataset used in this paper is very high-resolution images, that are images with spatial resolution under one meter, taken from Pleiades constellation satellites. Pleiades satellites produce multispectral images which consist of four bands: red, green, blue, and near infrared. For the experiment, we use natural color combination (red, green, blue) with 0.5m spatial resolution stored in 16-bit. Figure 2 shows several samples of the dataset.




Figure 2. Sample images from pleiades satellite, each image is 512×512 pixel

5. RESULTS AND ANALYSIS

The compression results under F-transform method with pseudo-exponential and sinusoidal membership functions, CCSDS method, and Wavelet method are presented in Table 1 and Table 2. Comparison for the PSNR value is presented in Figure 3. It can be seen that for every compression ratio we tested, the PSNR values of compressed images by F-transform, both using pseudo-exponential and sinusoidal function are significantly higher than those of CCSDS method and Wavelet method. The PSNR value for the proposed method is 19.83% higher than the compressed images using the recommended standard CCSDS, and 50.76% higher than Wavelet method. The proposed method's PSNR value is only 2.07% lower than PSNR value of F-transform with sinusoidal membership function. As higher PSNR value means more similarity between original image and compressed image, the results show that images compressed with the proposed method are able to retain more information and thus better than ones compressed with the recommended standard CCSDS and Wavelet method, while only slightly inferior to F-transform with sinusoidal membership function. The comparison of visual quality of the compressed images is shown in Figure 4.

In terms of time consumption, the proposed method has the highest complexity with an average time needed to compress one image of 187.1954 seconds. The second highest complexity goes to F-transform with sinusoidal membership function with an average consumption time of 92.0505 seconds, followed by the Wavelet method with an average consumption time of 77.5427 seconds. Finally, CCSDS has the lowest complexity with an average time

consumption only 5.9484 seconds. Comparison for the time consumption for each method is presented in Figure 5. The time needed to compress one image is 103.36% longer than F-transform with sinusoidal membership function, 141.41% longer than Wavelet method, and 3000.99% longer than CCSDS method.

Table 1. PSNR value comparison

| Image | Proposed method | FTR Sinusoidal | CCSDS | Wavelet |
|---------|-----------------|----------------|----------|----------|
| a | 64.2247 | 65.5262 | 49.7598 | 38.9216 |
| b | 61.1088 | 62.3283 | 51.6546 | 41.2769 |
| c | 60.0716 | 61.3048 | 51.3007 | 40.9539 |
| d | 62.0266 | 63.3734 | 52.1096 | 41.3733 |
| e | 61.8383 | 63.1893 | 52.0226 | 41.547 |
| f | 59.1535 | 60.4292 | 50.9664 | 41.0264 |
| g | 59.6043 | 60.8858 | 51.1199 | 41.0346 |
| h | 59.8889 | 61.2527 | 51.1134 | 40.8848 |
| i | 62.4584 | 63.7471 | 52.4634 | 41.743 |
| j | 61.2233 | 62.5091 | 51.4339 | 41.0603 |
| k | 61.3578 | 62.6257 | 51.811 | 41.3317 |
| l | 61.3429 | 62.6158 | 48.4503 | 37.8963 |
| m | 65.7913 | 67.175 | 54.1632 | 42.5295 |
| n | 61.1833 | 62.514 | 51.915 | 41.3975 |
| o | 61.4205 | 62.7444 | 51.439 | 40.7937 |
| p | 61.6772 | 62.979 | 49.7393 | 39.1772 |
| Average | 61.52321 | 62.82499 | 51.34138 | 40.80923 |

Table 2. Time consumption comparison

| Image | Proposed method | FTR Sinusoidal | CCSDS | Wavelet |
|---------|-----------------|----------------|----------|----------|
| a | 212.9517 | 154.9033 | 58.1557 | 99.1191 |
| b | 184.7287 | 89.2543 | 5.7312 | 81.7483 |
| c | 184.7486 | 87.2382 | 2.5049 | 80.7124 |
| d | 186.2446 | 89.077 | 2.4185 | 74.019 |
| e | 186.7833 | 88.3517 | 2.9738 | 74.8206 |
| f | 183.9899 | 88.3534 | 2.3871 | 80.4487 |
| g | 186.6846 | 87.9148 | 2.0391 | 79.8415 |
| h | 186.1348 | 87.5532 | 1.9005 | 79.497 |
| i | 183.9322 | 88.1632 | 1.8178 | 73.5511 |
| j | 185.1347 | 88.352 | 2.2433 | 77.3702 |
| k | 185.6652 | 87.2715 | 1.7092 | 76.1796 |
| l | 187.3381 | 86.7543 | 1.4685 | 77.0895 |
| m | 184.8607 | 86.7985 | 3.4427 | 57.1168 |
| n | 184.9699 | 88.0559 | 2.3741 | 75.3593 |
| o | 184.6126 | 87.0047 | 2.2246 | 75.4597 |
| p | 186.3473 | 87.7614 | 1.7841 | 78.3506 |
| Average | 187.195431 | 92.05046 | 5.948444 | 77.54271 |

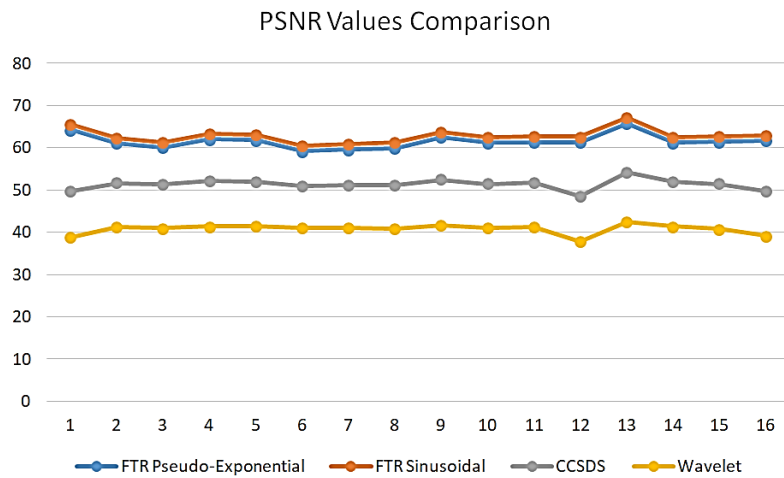


Figure 3. Comparison of PSNR values




Figure 4. Visual comparison between F-transform, Wavelet, and CCSDS method

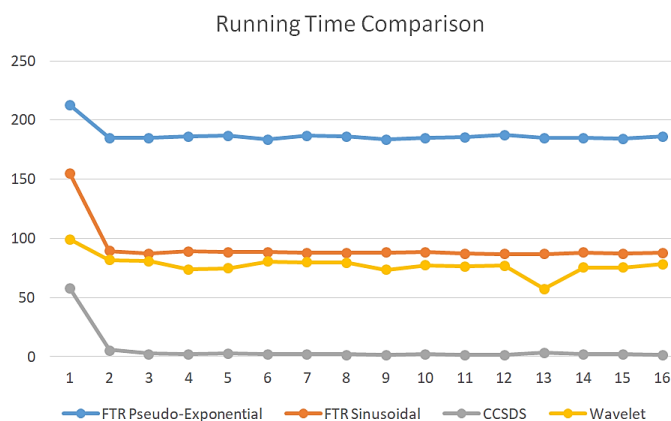


Figure 5. Comparison of time consumption

The main cause for the proposed method's costly time consumption is the preprocessing that happened before the actual compressing. As explained in Section 2, before applying F-transform to the image, we first breakdown the image into 8×8 -pixel tiles and normalize the pixel's value into $[0, 1]$ interval. After transformation, we denormalize the pixel's value and merge the tiles back into single image. This additional process also add the time consumption.

6. CONCLUSION

From the experimental results, we conclude that very high-resolution satellite images can be compressed by F-transform with pseudo-exponential function as the membership function. The compressed images have visually good quality, and could retain most of the information as shown by the PSNR values which ranging around 59-66 dB. This result is better than the recommended standard CCSDS and Wavelet method. The proposed method's PSNR value is only slightly inferior to PSNR value of F-transform with sinusoidal membership function. However, the proposed method is still inferior in regard to time consumption. The time needed to compress one image is much longer than F-transform with sinusoidal membership function, the Wavelet method, and the CCSDS method. For the future works, we will attempt to lessen the time consumption needed to image compression by lowering the complexity of the coding and experimenting other membership functions.

ACKNOWLEDGMENT

This research is supported by INSINAS Research Grant from Indonesian Ministry of Research, Technology, and Higher Education with Grant number 11/INS-1/PPK/E4/2018.

REFERENCES

- [1] B. Li, et al., "Remote-Sensing Image Compression Using Two-Dimensional Oriented Wavelet Transform," *IEEE Transactions on Geoscience and Remote Sensing*, vol. 49, no. 1, pp. 236-250, January 2011.
- [2] B. J. Babb, et al., "Improved satellite image compression and reconstruction via genetic algorithms," *Proceeding SPIE 7114, Electro-Optical Remote Sensing, Photonic Technologies, and Applications II*, 2008.
- [3] P. Hou, et al., "Improved JPEG coding for remote sensing," *Proceeding 14th International Conference on Pattern Recognition*, vol. 2, pp. 1637-1639, 1998.
- [4] T. Algra, "Data compression for operational SAR missions using entropy-constrained block adaptive quantisation," *IEEE International Geoscience and Remote Sensing Symposium*, vol. 2, pp. 1135-1139, 2002.
- [5] Y. Sui, et al., "A lossless compression algorithm of remote sensing image for space applications," *Journal of Electronics*, vol. 25, no. 5, pp. 647-651, 2008.
- [6] G. Yu, et al., "FPGA-based on-board multi/hyperspectral image compression system," *2009 IEEE International Geoscience and Remote Sensing Symposium*, pp. V-212-V-215, 2009.
- [7] M. Nakajima, et al., "Compression-based semantic-sensitive image segmentation: PRDC-SSIS," *2012 IEEE International Geoscience and Remote Sensing Symposium*, pp. 4303-4306, 2012.
- [8] CCSDS, "Lossless Data Compression Recommended Standard CCSDS 121.0-B-2," Washington DC: CCSDS, May 2012.
- [9] CCSDS, "Image Data Compression Recommended Standard CCSDS 122.0-B-2," Washington DC: CCSDS, September 2017.
- [10] S. C. Tai, et al., "A Near-Lossless Compression Method Based on CCSDS for Satellite Images," *2012 International Symposium on Computer, Consumer and Control*, pp. 706-709, 2012.
- [11] E. Augé, et al., "Performance impact of parameter tuning on the CCSDS-123 lossless multi- and hyperspectral image compression standard," *Journal of Applied Remote Sensing*, vol. 7, no. 1, pp. 074594, August 2013.
- [12] S. G. Mallat, "A Theory of Multiresolution Signal Decomposition: The Wavelet Representation," *IEEE Transactions on Pattern Analysis and Machine Intelligence*, vol. 11, no. 7, pp. 674-693, July 1989.
- [13] S. Mallat, "Zero Crossings of a Wavelet Transform," *IEEE Transactions on Information Theory*, vol. 37, no. 4, pp. 1019-1033, July 1991.
- [14] I. Perfilieva, "Fuzzy transforms: Theory and applications," *Fuzzy Sets and Systems*, vol. 157, no. 8, pp. 993-1023, April 2006.
- [15] V. Loia, et al., "Joining fuzzy transform and local learning for wind power forecasting," *2017 Joint 17th World Congress of International Fuzzy Systems Association and 9th International Conference on Soft Computing and Intelligent Systems (IFSACIS)*, pp. 1-6, 2017.
- [16] J. H. Yoon, et al., "A hybrid method based on F-transform for robust estimators," *International Journal of Approximate Reasoning*, vol. 104, pp. 75-83, January 2019.
- [17] I. Perfilieva, "F-transform-based optimization for image restoration (inpainting)," *IEEE International Conference on Fuzzy Systems*, pp. 1-6, 2018.
- [18] D. Paternain, et al., "Optimized fuzzy transform for image compression," *Advances in Intelligent Systems and Computing*, vol. 643, pp. 118-128, 2018.
- [19] F. Di Martino, et al., "An image coding/decoding method based on direct and inverse fuzzy transforms," *International Journal of Approximate Reasoning*, vol. 48, no. 1, pp. 110-131, 2008.
- [20] Y. T. Juang, et al., "Design of fuzzy PID controllers using modified triangular membership functions," *Information Sciences*, vol. 178, no. 5, pp. 1325-1333, March 2008.
- [21] M. M. J. Theresa and V. J. Raj, "Fuzzy based genetic neural networks for the classification of murder cases using Trapezoidal and Lagrange Interpolation Membership Functions," *Applied Soft Computing*, vol. 13, no. 1, pp. 743-754, January 2013.
- [22] C. Cheng and W. Baoqiang, "A Trajectory Tracking Method for Welding Manipulator Based on Fuzzy Gauss Function Neural Network," *Procedia Engineering*, vol. 29, pp. 189-193, 2012.
- [23] I. Perfilieva and B. De Baets, "Fuzzy transforms of monotone functions with application to image compression," *Information Sciences*, vol. 180, no. 17, pp. 3304-3315, September 2010.
- [24] J. Galindo, et al., "Fuzzy Databases: Modelling, Design and Implementation," Hershey, Idea Group Publishing, 2006.
- [25] A. Indradjad, et al., "A comparison of Satellite Image Compression methods in the Wavelet Domain," *IOP Conference Series Earth and Environmental Science*, vol. 280, August 2019.
- [26] A. Hore and D. Ziou, "Image Quality Metrics: PSNR vs. SSIM," *2010 20th International Conference on Pattern Recognition*, pp. 2366-2369, 2010.
- [27] A. Najafipour, et al., "Comparing the trustworthiness of signal-to-noise ratio and peak signal-to-noise ratio in processing noisy partial discharge signals," *IET Science, Measurement, and Technology*, vol. 7, no. 2, pp. 112-118, March 2013.