

## Analysis of FAM in satisfaction of inpatient services

Muhammad Sabir Ramadhan<sup>1</sup>, Nizwardi Jalinus<sup>2</sup>, Refdinal<sup>3</sup>, Marsono<sup>4</sup>, Yohanni Syahra<sup>5</sup>,  
Asyahri Hadi Nasuyha<sup>6</sup>, Buyung Solihin Hasugian<sup>7</sup>, Erika Fahmi Ginting<sup>8</sup>, Masyuni Hutasukhut<sup>9</sup>

<sup>1</sup>Faculty of Engineering, Asahan University, Kisaran, Indonesia

<sup>2,3</sup>Faculty of Engineering, Universitas Negeri Padang, Padang, Indonesia

<sup>4,5,6,8,9</sup>Information of System, STMIK Triguna Dharma, Medan, Indonesia

<sup>7</sup>Faculty of Engineering and Computer Science, Dharmawangsa University, Medan, Indonesia

### Article Info

#### Article history:

Received Mar 12, 2021

Revised Jun 14, 2021

Accepted Jun 28, 2021

#### Keywords:

DSS

FAM

Patient satisfaction

### ABSTRACT

Patients are the main object who must get the best service at a hospital, because the quality of hospital services determines the recovery of a patient and the quality of the hospital. The quality of hospital services has two components, namely the fulfillment of predetermined quality standards and the fulfillment of patient satisfaction. Hospitals must provide services that focus on patient satisfaction. Improving the quality of health services can be started by evaluating each element that plays a role in shaping patient satisfaction. The application of evaluation measures to patient care in each hospital is needed as an increase in the quality of service to patients. The analysis of the fuzzy associate memory method has the closeness of human reasoning to get solutions to various problems so that they are easy to apply and understand. Utilization of decision support system (DSS) analysis with fuzzy associate memory method can be used as an evaluation of the perception of each consumer complaint to measure the level of patient satisfaction.

*This is an open access article under the [CC BY-SA](https://creativecommons.org/licenses/by-sa/4.0/) license.*



### Corresponding Author:

Muhammad Sabir Ramdhan

Faculty of Engineering

Asahan University

Jend. Ahmad Yani St., Kisaran Naga, Kisaran, Indonesia

Email: ramasabir@gmail.com

## 1. INTRODUCTION

The hospital is a place for providing health services provided by doctors [1], nurses and other health professionals. And the quality of hospital servants has two components, namely fulfillment of predetermined quality standards and fulfillment of customer satisfaction [2]. Hospitals must provide services that focus on customer satisfaction so that health services have a very important role for every visitor who comes to the hospital [3]. Improving the quality of health care services can be started by evaluating every element that plays a role in shaping patient satisfaction, so that the health care system can be improved through clinical channels, services, including patient perspectives such as some of the health services they need. The quality of this service in the end can provide several benefits, including establishing a harmonious relationship between the provision of goods and services with patients, providing a good basis for the creation of patient loyalty and forming recommendations from quality to quality that are favorable for the provision of these services. In decision support systems there are several methods used to solve a problem, one of which uses a computational method. One of the computational methods that are quite developed at this time is an intelligent system. In information technology, intelligent systems can also be used to make predictions. One of the methods in intelligent systems that can be used to make predictions is using fuzzy logic [4]. Utilization of fuzzy logic can be used as a decision

support system (DSS) to determine the level of service satisfaction that is a problem by using the fuzzy associative memory (FAM) method. Decision support systems are computer-based systems that are used to make decisions in an organization, agency or company [5], [6]. So that the FAM method is one of the algorithms that have fuzzy logic so that this method can make flexible decisions [7], [8]. Fuzzy systems have the closeness of human reasoning [9], [10], so that the solutions obtained are easy to apply and understand. By utilizing the fuzzy system, it can be used as an evaluation of the perception of each consumer's complaint which can measure the level of satisfaction with the patient.

## 2. RESEARCH METHODS

### 2.1. DSS

DSS is also a computer-based information system that produces various alternative decisions that assist management in dealing with structured or unstructured problems using data or models [11], [12]. Decision support systems are usually built to support a solution to a problem or to evaluate an opportunity [13]. Decision support system is an interactive information system used to provide information, modeling, and data processing [14]. This system functions in making decisions in both semistructured and unstructured situations. Decision support systems are systems that help make decisions using data and models [15]. A system that can solve problems.

### 2.2. FAM

FAM which was first published by Bart Kosko [9], [16]. So that FAM is a fuzzy system that maps one fuzzy set to another [17], [18]. Simple FAM will map a fuzzy rule or set of pairs  $(A_i, B_j)$  that connects the fuzzy set  $B_j$  to fuzzy  $A_i$ , [19]. Thus, a FAM system can consist of several different FAM sets [14], [20].

The FAM algorithm is [8], [21]:

- Encodes input and output into a FAM matrix  $\{(A_i, B_i) \mid 0 \leq i < m\}$  where  $m$  is the amount of data.
- Calculating the auto-associative fuzzy Hebbian FAM matrix with one of the two learning rules, namely with correlation-minimum encoding or with correlation product encoding.
- If the value of  $M$  has been obtained, the value of  $B$  can be found by relating the composition of  $A$  and  $M$ . We can also find the value of  $A$  by relating the composition of  $B$  and  $M$ . Composition relation can be done with max-min composition or with max-product composition .
- Perform a defuzzy process using the winner take all rule or by using the weighted average.

The four points of explanation above are illustrated in Figure 1.

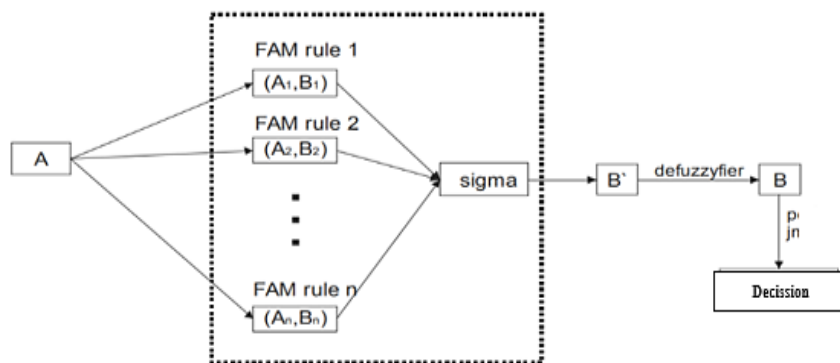


Figure 1. The FAM algorithm

## 3. ANALYSIS AND RESULT

### 3.1. Problem analysis

A patient, at the hospital provides an assessment of 5 criteria, namely service, facilities, comfort, cleanliness, rates and values given by a patient in service 50, facilities 65, comfort 67, cleanliness 70 and rate 75, then from the assessment given by the patient We can determine the level of patient satisfaction using the fuzzy Associative Memory method based on the algorithmic steps. The FAM flowchart starts from the input variable, define matrix, FAM process, defuzzification and displays the results, the flow can be seen in Figure 2.

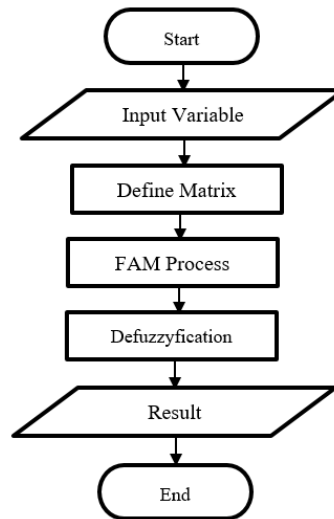


Figure 2. Flowchart FAM

– Encoding input and output into FAM matrix

Encoding fuzzy (A, B) = ((a1, a2, ... an), (b1, b2, ... bp)) to numerically form a fuzzy associative memory matrix, requires the Hebb learning rules [22], [23]. There are 2 lessons, namely correlation-minimum encoding or with correlation product encoding. The rule used is correlation product encoding (M=AToB).

Based on the patient's function in each of the fuzzy set of variables above.

a. The function of the patient for each service set (input) is as follows;

$$a1 = \mu_{Less} (50) = (90 - 50) / (90 - 30) = 0.66$$

$$a2 = \mu_{Enough} (50) = (90 - 50) / (90 - 60) = 1.33$$

$$a3 = \mu_{Good} (50) = (50 - 30) / (90 - 30) = 0.33$$

This explanation is in accordance with Figure 3.

b. Patient functions in each facility set (input) are as follows:

$$a1 = \mu_{Less} (65) = (90 - 65) / (90 - 30) = 0.41$$

$$a2 = \mu_{Enough} (65) = (90 - 65) / (90 - 60) = 0.83$$

$$a3 = \mu_{Good} (65) = (65 - 30) / (90 - 30) = 0.58$$

This explanation is in accordance with Figure 4.

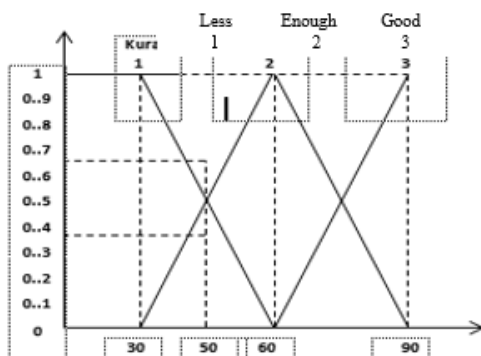


Figure 3. Function of patient care

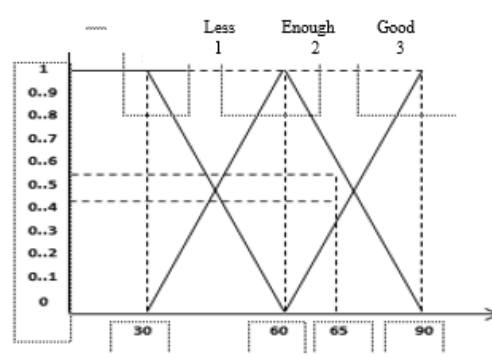


Figure 4. Functions of patient facilities

c. The patient's functions for each comfort set (input) are as follows:

$$a1 = \mu_{Less}(67) = (90 - 67) / (90 - 30) = 0.38$$

$$a2 = \mu_{Enough}(67) = (90 - 67) / (90 - 60) = 0.76$$

$$a3 = \mu_{Good}(67) = (67 - 30) / (90 - 30) = 0.61$$

This explanation is in accordance with Figure 5.

d. Patient functions in each cleanliness set (input) are as follows:

$$a1 = \mu_{Less}(70) = (90 - 70) / (90 - 30) = 0.33$$

$$a2 = \mu_{Enough}(70) = (90 - 70) / (90 - 60) = 0.66$$

$$a3 = \mu_{Good}(70) = (70 - 30) / (90 - 30) = 0.66$$

This explanation is in accordance with Figure 6.

e. Patient functions for each tariff set (input) are as follows:

$$a1 = \mu_{Cheap}(75) = (90 - 75) / (90 - 30) = 0.25$$

$$a2 = \mu_{Quite\ Expensive}(75) = (90 - 75) / (90 - 60) = 0.5$$

$$a3 = \mu_{Expensive}(75) = (75 - 30) / (90 - 30) = 0.75$$

This explanation is in accordance with Figure 7.

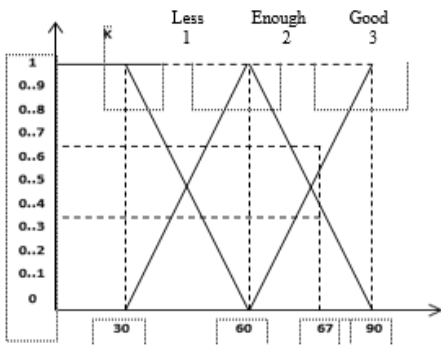


Figure 5. Functions of patient comfort

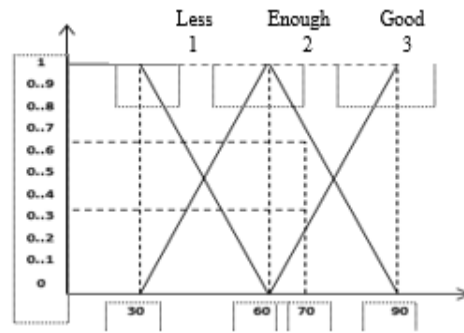


Figure 6. Graph of patient hygiene functions

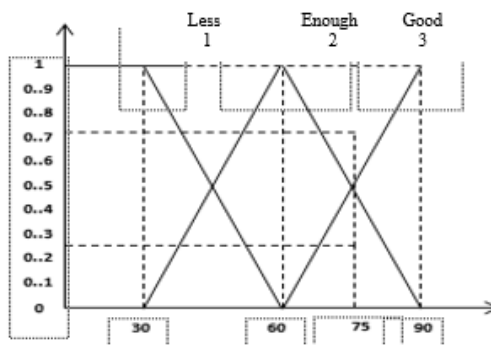


Figure 7. Graph of patient functions rates

– Calculating auto associative fuzzy hebbian FAM

From the research process, it can be seen that the value of  $A = (0.66, 0.58, 0.61, 0.66, 0.75)$  and  $B = (0.7, 0.6, 0.6, 0.7, 0.8)$  thus the  $M$  matrix based on correlation-product encoding can be seen as the following:

$$M=A^T \circ B = \begin{bmatrix} 0.66 \\ 0.58 \\ 0.61 \\ 0.66 \\ 0.75 \end{bmatrix} (0.7,0.6,0.6,0.7,0.8) = \begin{bmatrix} 0.46 & 0.39 & 0.39 & 0.46 & 0.52 \\ 0.40 & 0.34 & 0.34 & 0.40 & 0.46 \\ 0.42 & 0.36 & 0.36 & 0.42 & 0.48 \\ 0.46 & 0.39 & 0.39 & 0.46 & 0.52 \\ 0.52 & 0.45 & 0.45 & 0.52 & 0.60 \end{bmatrix}$$

– Relation of composition A and B

If the value of the matrix M has been obtained, then the value of B can then be obtained by using the composition relation of A and M. The composition relation used is the max-product composition [24], [25]. At the max-product composition, the value of B can be obtained using the composition A o M as follows:

$$b_j = \max \{(a_i * m_{ij})\}, \text{ so that;}$$

$$b_1 = \max\{(0.66 * 0.46); (0.58 * 0.40); (0.61 * 0.42); (0.66 * 0.46); (0.75 * 0.52)\} \\ = \max\{0.30; 0.23; 0.25; 0.30; 0.39\} = 0.39$$

$$b_2 = \max\{(0.66 * 0.39); (0.58 * 0.34); (0.61 * 0.36); (0.66 * 0.39); (0.75 * 0.45)\} \\ = \max\{0.25; 0.19; 0.21; 0.23; 0.33\} = 0.33$$

$$b_3 = \max\{(0.66 * 0.39); (0.58 * 0.34); (0.61 * 0.36); (0.66 * 0.39); (0.75 * 0.45)\} \\ = \max\{0.25; 0.19; 0.21; 0.23; 0.33\} = 0.33$$

$$b_4 = \max\{(0.66 * 0.46); (0.58 * 0.40); (0.61 * 0.42); (0.66 * 0.46); (0.75 * 0.52)\} \\ = \max\{0.30; 0.23; 0.25; 0.30; 0.39\} = 0.39$$

$$b_5 = \max\{(0.66 * 0.52); (0.58 * 0.46); (0.61 * 0.48); (0.66 * 0.52); (0.75 * 0.60)\} \\ = \max\{0.34; 0.26; 0.29; 0.34; 0.45\} = 0.45$$

$$B = 0.39; 0.33; 0.33; 0.39; 0.45$$

– Defuzzy

In the FAM method, the defuzzification process is carried out in 2 ways, namely winner take all by taking the highest value of B\*100% or the corresponding weighted average. So, that in the case of this study the final score to determine the level of satisfaction of the patient is  $b_5=0.45*100%=45\%$  (winner take all). If the weighted average is calculated in the following way, [26]:

$$B^* = \frac{(0.39*50)+(0.33*65)+(0.33*67)+(0.39*70)+(0.45*75)}{0.39+0.33+0.33+0.39+0.45} = 65.66$$

From the results above, there is a table for assessing the level of patient satisfaction as in Table 1. From the results of the calculations that have been done, the example of the case above has a defuzz value or a final score of 65.66 and if it is presented to 66%, then the case above the patient on the 3rd floor feels Quite Satisfied with the services provided by the hospital.

Table 1. Assessment of patient satisfaction level

No	Decision	Value Parameters
1	Very dissatisfied	0-39
2	Unsatisfied	40-59
3	Quite Satisfied	60-79
4	Very Satisfied	80-100

#### 4. CONCLUSION

The research conducted has the following conclusions, the method used to determine the level of patient satisfaction with inpatient services at the hospital is to get a score on each questionnaire given to the patient, the selection of the right criteria in the analysis makes this study very accurate in determining the results, in the application of the FAM method for the selection of criteria based on the level of importance, and giving weight to the alternatives to be selected, and analytical methods can be used in different cases by providing appropriate criteria for the problem to be solved.

#### REFERENCE

- [1] Zahlimar, Z. Zuriati, and L. Chiew, "Relationship quality of health services with satisfaction of patients in H. Hanafie Muara Bungo Hospital in 2019," *Enfermería Clínica*, vol. 30, pp. 168-170, Jun. 2020, doi: 10.1016/j.enfcli.2019.11.047.
- [2] A. Anteneh, K. Andargachew, and D. Muluken, "Patient satisfaction with outpatient health services in Hawassa

- University Teaching Hospital, Southern Ethiopia,” *J. Public Heal. Epidemiol.*, vol. 6, no. 2, pp. 101-110, Feb. 2014, doi: 10.5897/jphe2013.0613.
- [3] T. K. Al Hilfi, R. Lafta, and G. Burnham, “Health services in Iraq,” *The Lancet*, vol. 381, no. 9870, pp. 939-948, Mar-2013, doi: 10.1016/S0140-6736(13)60320-7.
- [4] A. H. Ton-That, N. T. Cao, and H. Il Choi, “An algorithm for optimizing membership functions of fuzzy inference systems based on fuzzy associative memory,” *J. Intell. Fuzzy Syst.*, vol. 27, no. 1, pp. 273-285, 2014, doi: 10.3233/IFS-130995.
- [5] A. Jahan, F. Mustapha, S. M. Sapuan, M. Y. Ismail, and M. Bahraminasab, “A framework for weighting of criteria in ranking stage of material selection process,” *Int. J. Adv. Manuf. Technol.*, vol. 58, no. 1-4, pp. 411-420, 2012, doi: 10.1007/s00170-011-3366-7.
- [6] N. L. Fitriyani, M. Syafrudin, G. Alfian, and J. Rhee, “HDPM: An Effective Heart Disease Prediction Model for a Clinical Decision Support System,” *IEEE Access*, vol. 8, pp. 133034-133050, 2020, doi: 10.1109/ACCESS.2020.3010511.
- [7] S. Zhang and M. A. Karim, “Parallel optical fuzzy logic inference using improved fuzzy associative memories,” in *Photonic Devices and Algorithms for Computing*, 1999, vol. 3805, pp. 122-130, doi: 10.1117/12.363987.
- [8] P. Sussner and T. Schuster, “Interval-valued fuzzy associative memories based on representable conjunctions with applications in prediction,” in *Proceedings of the 2013 Joint IFSA World Congress and NAFIPS Annual Meeting, IFSA/NAFIPS 2013*, 2013, pp. 344-349, doi: 10.1109/IFSA-NAFIPS.2013.6608424.
- [9] L. Li, W. Pedrycz, T. Qu, and Z. Li, “Fuzzy associative memories with autoencoding mechanisms,” *Knowledge-Based Syst.*, vol. 191, 2020, doi: 10.1016/j.knosys.2019.105090.
- [10] B. Malmir, M. Amini, and S. I. Chang, “A medical decision support system for disease diagnosis under uncertainty,” *Expert Syst. Appl.*, vol. 88, pp. 95-108, Dec. 2017, doi: 10.1016/j.eswa.2017.06.031.
- [11] K. Sharma and J. Virmani, “A decision support system for classification of normal and medical renal disease using ultrasound images: A decision support system for medical renal diseases,” *Int. J. Ambient Comput. Intell.*, vol. 8, no. 2, pp. 52-69, Apr. 2017, doi: 10.4018/IJACI.2017040104.
- [12] Dr. T. Senthil Kumar, “Data Mining Based Marketing Decision Support System Using Hybrid Machine Learning Algorithm,” *J. Artif. Intell. Capsul. Networks*, vol. 2, no. 3, pp. 185-193, Aug. 2020, doi: 10.36548/jaicn.2020.3.006.
- [13] A. Yanie *et al.*, “Web Based Application for Decision Support System with ELECTRE Method,” in *Journal of Physics: Conference Series*, 2018, vol. 1028, no. 1, p. 012054, doi: 10.1088/1742-6596/1028/1/012054.
- [14] E. K. Zavadskas, P. Vainiūnas, Z. Turskis, and J. Tamošaitienė, “Multiple criteria decision support system for assessment of projects managers in construction,” *Int. J. Inf. Technol. Decis. Mak.*, vol. 11, no. 2, pp. 501-520, 2012, doi: 10.1142/S0219622012400135.
- [15] A. A. and M. M. and R. M. Yusuff, “Simple Additive Weighting approach to Personnel Selection problem,” *Int. J. Innov. Manag. Technol.*, vol. 1, no. 5, pp. 511-515, 2010, doi: 10.1061/9780784413265.043.
- [16] W. R. Zhang, “Programming the mind and decrypting the universe-A bipolar quantum-neuro-fuzzy associative memory model for quantum cognition and quantum intelligence,” in *Proceedings of the International Joint Conference on Neural Networks*, 2017, vol. 2017-May, pp. 1180-1187, doi: 10.1109/IJCNN.2017.7965986.
- [17] T. Djatna and A. Ginantaka, “Traceability of Information Routing Based on Fuzzy Associative Memory Modelling in Fisheries Supply Chain,” *Int. J. Fuzzy Syst.*, vol. 22, no. 2, pp. 724-734, 2020, doi: 10.1007/s40815-019-00754-3.
- [18] A. V. Devadoss and M. Rekha, “Mathematics And its Applications A Study on Gender Inequality in Education by Using Fuzzy Associative Memories,” vol. 6, no. 3, pp. 365-368, 2018.
- [19] L. Cleofas-Sánchez, V. García, A. I. Marqués, and J. S. Sánchez, “Financial distress prediction using the hybrid associative memory with translation,” *Appl. Soft Comput. J.*, vol. 44, pp. 144-152, 2016, doi: 10.1016/j.asoc.2016.04.005.
- [20] Y. Sheng, Z. Zeng, and T. Huang, “Global Stability of Bidirectional Associative Memory Neural Networks With Multiple Time-Varying Delays,” *IEEE Trans. Cybern.*, pp. 1-10, 2020, doi: 10.1109/TCYB.2020.3011581.
- [21] L. A. Pineda, G. Fuentes, and R. Morales, “An entropic associative memory,” *Sci. Rep.*, vol. 11, no. 1, pp. 1-15, 2021, doi: 10.1038/s41598-021-86270-7.
- [22] P. Xiao, F. Yang, and Y. Yu, “Max-min encoding learning algorithm for fuzzy max-multiplication associative memory networks,” in *Proceedings of the IEEE International Conference on Systems, Man and Cybernetics*, 1997, vol. 4, pp. 3674-3679, doi: 10.1109/icsmc.1997.633240.
- [23] P. Liu, “The fuzzy associative memory of max-min fuzzy neural network with threshold,” *Fuzzy Sets Syst.*, vol. 107, no. 2, pp. 147-157, 1999, doi: 10.1016/S0165-0114(97)00352-7.
- [24] R. S. Sembiring, S. Efendi, and S. Suwilo, “Improving the accuracy of old and young face detection in the template matching method with Fuzzy Associative Memory (FAM),” in *IOP Conference Series: Materials Science and Engineering*, 2020, vol. 725, no. 1, doi: 10.1088/1757-899X/725/1/012117.
- [25] H. Y. Lin, C. J. Liao, and Y. H. Chang, “Applying fuzzy simple additive weighting system to health examination institution location selection,” *Proc. - 2010 IEEE 17th Int. Conf. Ind. Eng. Eng. Manag. IE EM2010*, 2010, pp. 646-650, doi: 10.1109/ICIEEM.2010.5646533.
- [26] C. Aouiti, R. Sakthivel, and F. Touati, “Global dissipativity of fuzzy bidirectional associative memory neural networks with proportional delays,” *Iran. J. Fuzzy Syst.*, vol. 18, no. 2, pp. 65-80, 2021, doi: 10.22111/ijfs.2021.5914.