

Intelligent Avatar on E-Learning using Facial Expression and Haptic

Ahmad Hoirul Basori¹, Andi Tenriawaru², Andi Besse Firdausiah Mansur³

¹Dept. of Informatic Eng., Fac. of Information Technology, Institut Teknologi Sepuluh Nopember Surabaya
Jl. Raya ITS, Sukolilo, Surabaya, Indonesia, 60111, Phone/Fax. +62 31 5947302/5931237

²Faculty Mathematic and Sciences, Universitas Haluoleo

Kampus Bumi Tridarma Andounohu Kendari, +62 401 3191929

³Dept. of Software Eng., Fac. of Computer Science & Information Systems, Universiti Teknologi Malaysia
Johor Darul Takzim, 81310, Malaysia

e-mail: hoirul@its-sby.edu*¹, atenriawaru@yahoo.co.id², firda_pinky@yahoo.com³

Abstrak

Proses pengenalan emosi dapat ditingkatkan dengan sistem tutorial dimensi tiga (3D). Permasalahan yang timbul adalah bagaimana membuat pengajar virtual (avatar) yang mendekati kenyataan. Penelitian ini bertujuan untuk mengajar remaja dalam memahami dan merasakan sensasi dari emosi manusia dengan menyediakan ekspresi wajah dan sensasi sentuhan (haptic). Algoritma yang diusulkan adalah perhitungan sebuah konstanta (f) berdasarkan nilai maksimal dari RGB dan gaya magnituda. Setelah melalui proses pemetaan, setiap nilai dari magnitude force akan dipetakan ke warna-warna tertentu sehingga dapat menunjukkan nilai emosi dari warna yang dipetakan. Proses penyatuan akan dimulai dengan melakukan proses render pada ekspresi wajah kemudian mengatur kekuatan gaya magnituda berdasarkan nilai emosi. Hasil yang dicapai dengan pengujian pada mahasiswa adalah sekitar 71% dari pelajar setuju dengan pengklasifikasian gaya magnituda untuk merepresentasikan emosi. Responden berkata bahwa gaya magnituda yang tinggi membuat sensasi yang mirip dengan sensasi ketika responden merasakan marah, akan tetapi gaya magnituda yang rendah lebih nyaman untuk responden. Responden juga mengatakan bahwa ekspresi wajah dan haptic sangat interaktif dan realistis.

Kata kunci: avatar, e-learning, ekspresi wajah, emosi, haptic

Abstract

The process of introducing emotion can be improved through three-dimensional (3D) tutoring system. The problem that still not solved is how to provide realistic tutor (avatar) in virtual environment. This paper propose an approach to teach children on understanding emotion sensation through facial expression and sense of touch (haptic). The algorithm is created by calculating constant factor (f) based on maximum value of RGB and magnitude force then magnitude force range will be associated into particular colour. The Integration process will be started from rendering the facial expression then followed by adjusting the vibration power to emotion value. The result that achieved on experiment, it show around 71% students agree with the classification of magnitude force into emotion representation. Respondents commented that high magnitude force create similar sensation when respondents feel anger, while low magnitude force is more relaxing to respondents. Respondents also said that haptic and facial expression is very interactive and realistic.

Keywords: avatar, e-learning, emotion, facial expression, haptic

1. Introduction

The three-dimensional (3D) tutoring system is one of an innovative way to change the conventional teaching methods. However the realistic 3D tutoring system requires a human element like emotion expression to give impression to the users. Therefore, studies of artificial psychology have been conducted to create an interface that is able to satisfy human during their interaction with computer. Human representations like virtual assistants or virtual humans in the virtual environment are considered as an interface that can make harmonious relationships between the human and the computer [1]. That is why a lot of existing applications such as Second Life or games like the SIMS manipulate avatars in their systems. Based on the research findings, the previous studies are lacking of presence in terms of virtual humans. It can be

caused by several factors such as: the complexity of virtual human model itself i.e. emotional expression [1], or incoherent animation reaction [2]. Usually, emotion is expressed by using facial expression, voice intonation or even using hand gesture. The facial expression of emotion was initiated by [3] and today, facial expression is still a challenging area to be explored. [4] have created a standard guideline for emotional facial expression of human named facial action coding systems (FACS). Inside FACS, there are action units (AUs) which is representing particular area of human face. Facial expression also triggers facial animation improvement such as parameterized facial model [5], facial rigging based on blend shape [6], facial rigging using cluster [7] and facial rigging users interface [8].

Haptics or 'sense of touch' attracts attention to be explored - especially Haptics that is related to emotional expression [9], [10]. Our work will utilize haptic tactile vibration as an emotional expression of virtual human or avatar to give the users more sensation during their interactions or even to stimulate the users to become familiar with virtual environment and its contents. Through vibration mapping technique, human emotion colour scheme will be mapped into magnitude vibration force to stimulate users to understand particular emotional expression of avatar such as anger and happiness. If we look further inside 3D tutoring systems, there are some parts such as avatar, environment etc. that contribute to create realistic effect to the virtual reality game itself. Avatar becomes a crucial part of virtual reality game. Researchers try to make virtual human (avatar) that is able to show a particular emotion using facial expression, sound effect and even with sense of touch [11-13]. [12] create virtual human that can express their emotion using body touch, even supported by the alteration of environment like hue, brightness and saturation. [13] concentrates on how virtual human can behave like human being by increasing their ability to make a more interactive dialogue.

Previous researchers like [14] describes that non verbal communication in collaborative virtual environments (CVEs) can be communicated using face, gaze, gesture or even body posture. Now, researchers are doing some expansion in terms of providing human representation to increase the interaction and communication between computer and human. [1] also mentions that there are two main problems with creating a virtual human i.e. construction of emotion and generation of affection model to be implemented in the virtual human (to improve their presentation). The avatar does not only represent human in terms of physical representation, it also needs some believability context. According to [15] the current avatars need to be improved due to their lack of believability. Rojas [2] propose individualization method by putting personality, emotion and gender into the avatar. Next, the avatar is turned into a character and able to express their emotions by involving the act of touching among two characters [12]. Other researchers like [16] make some innovations in expressing the emotion of virtual characters by putting aside body parts. They use elements like light, shadow, composition and filter as tools for conveying the characters' emotion. In terms of human emotion research area, the basic human emotions have been recognised and formatted into standard forms. For example, an emotional facial expression can be detected from the eyes and lips of a human face [3]. Other researchers try to recognise emotions from several ways such as, colour [17-20], haptic device [9], acoustic [21], music [22] and dance movement [23].

According to our preliminary data collection into senior high school at Malaysia, most of them still not familiar with the 3D tutoring system and when they have been introduced into some existing 3D tutoring systems they still not so excited. Based on this fact, we have proposed a new and innovative solution by integrating three of human senses into multimodal expression (visual and haptic) which is called as Emo-Avtor. The proposed system also facilitate user with different interaction to help them during communication process with Emo-Avtor. The motivation of research on this paper is also inspired by haptic ability that can give different sensation compared to visual stimulation and haptic stimulation. As we mentioned before, most users are much not affected by facial expression of avatar because they can only see the changes of avatar facial expression and various tone of voice intonation. These situations motivate us to make a bridge between avatar and user (human) when they communicating each other.

2. Research Method

Figure 1 is our system demonstration to Senior high school at Malaysia. Most of them is very excited when they interacting with our system. Emo-Avtor is an integration of two human

senses: visual and haptic. Haptic is requiring preprocessing to classify the magnitude force into suitable range for emotion expression. The classification is based on colour theory which is mapping the human emotion characteristic into RGB mode, and then RGB property will be converted into magnitude force of vibration. Why the mappings need to be passed through RGB not directly from emotion into magnitude force? This is due to the previous research on magnitude force only touch the human response not specific to the emotion types. That's why we do mapping process through colour which is contain emotion value and matching the colour value of magnitude force to check whether the mapping process is right or not.

The input of Emo-Avtor is obtained from two main sources: First is mind controller that will read the user brain activity during the interaction with Emo-Avtor and it will change the avatar emotion expression in real time. This mean when user express anger then avatar will do the same expression (anger). The second input is come from 5DT glove which is able to read the movement of finger. There are two shape of hand gesture that able to be recognized in this system. One is creating fist shape (anger) and the other one is show up the thumb (happiness). On the other hand, the output of Emo-Avtor is displayed through the avatar which is able to express their emotion through visual and haptic. Furthermore, we also contribute on designing and testing wearable haptic to give user incredibly realistic emotion sensation. Figure 2 describing the overall architecture of Emo-Avtor system.



Figure 1. Demo and testing to senior high school students

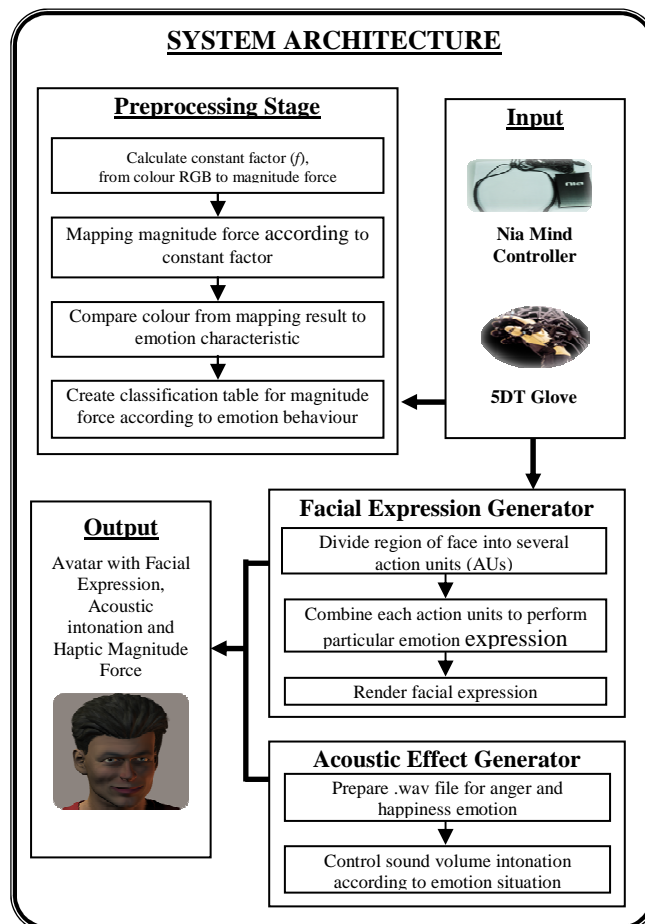


Figure 2. Emo-Avtor architecture

Pre-processing phase is only used once at the first time to generate the appropriate magnitude force for each emotions and it also evaluated according to the emotion condition. This data will be used for the facial expression real time simulation.

2.1 Calculation of Constant factor (f) and Mapping Magnitude Force

From previous study vibration frequency can be classified into certain ranges of magnitude force. To plot the given vibration frequency into emotion, it needs the following equation where the constant factor (f) denotes colour and vibration. When the intensity of red colour needs to be changed, this means that RGB value of red is hold in 255 and hue=0 while saturation is moved from 100% to 0% whereas RGB value green and blue is moved from 0 to 255. The mathematical formula below is produced by investigating the colour and vibration behaviour.

$$f = \frac{V_{\max}}{RGB_{\max}} \quad (1)$$

$$V_{\text{colour}_i} = f \times |RGB_{\text{blue}} - 255|_i \quad (2)$$

note:

f = variable for constant

V_{\max} = maximum value for vibration (10000)

RGB_{\max} = maximum RGB value for Red, Green or Blue Colour (255)

$f = 1000/255 = 39.21$

2.2 Calculation of Constant factor (f) and Mapping Magnitude Force

The conversion process is illustrated in Figure 3, where vibration magnitude power increases or decreases linearly according to colour intensity. The adjustment of colour intensity will affect the vibration power.

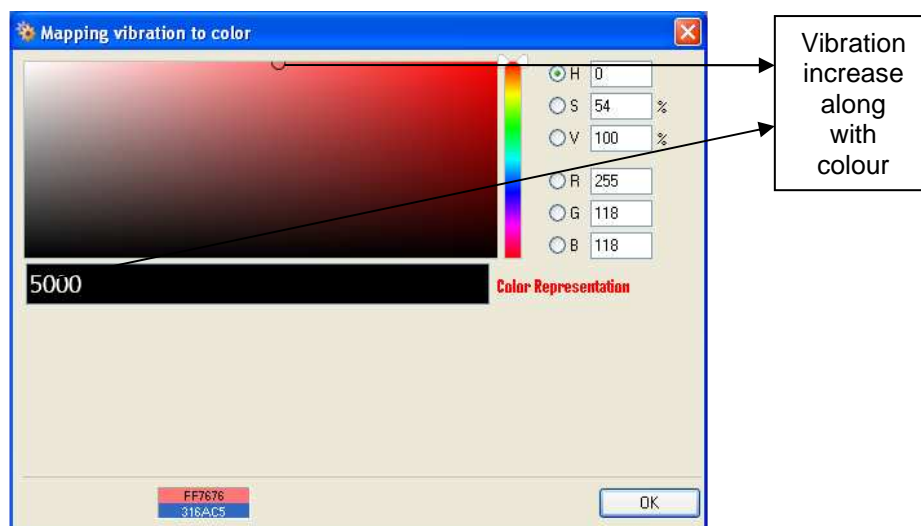












Figure 3. Flow for mapping color to vibration

Based on mathematical formula in (1) and (2), the classification of emotion according to magnitude force is listed in Table 1. In Table 1, the emotion can be mapped into magnitude force value by transferring the emotion in colour perception into magnitude force. High magnitude force more than 5000 is potential for carrying the 'anger' emotion and magnitude force lower than 5000 is similar to 'happiness' emotion characteristics. The result also matches with the previous research [17-20] which described that red colour is able to represent negative e.g. anger and positive emotion e.g. happiness. By applying the formula, we successfully create the conversion procedure from colour value into vibration power. We found that the speed of

motor rum-ble increases linearly with vibration frequency as well. For example, anger emotion will trigger high speed which proves the initial experiment conducted by Bailenson [9].

Table 1. Conversion from emotion into vibration power based on colour theory

RGB Colour Value						Magnitude Force Based on Colour intensity	Colour	Emotion value
H	S	V	R	G	B			
0	8	100	255	234	234	823.536		
0	16	100	255	215	215	1568.64		
0	26	100	255	190	190	2549.04		
0	37	100	255	162	162	3647.088		
0	46	100	255	137	137	4672.488		
0	57	100	255	110	110	5686.32		
0	66	100	255	85	85	6666.72		
0	77	100	255	60	60	7647.12		
0	86	100	255	35	35	8627.52		
0	100	100	255	0	0	10000.08		

note: R: red, G: green, B: blue
H: hue, S: saturation, V: value

2.3 The validation of magnitude force effect to human body

The used joystick in our experiment has two motor rumbles which are able to produce certain magnitude force and frequency. The haptic in this study is called wearable haptic which is placed in the jacket and it's controlled wirelessly as shown in Figure 4. The subsection will prove empirically the effect of magnitude vibration power of joystick to the human as well as to prove the relation between magnitude force and human emotion. Joystick has magnitude forces i.e. the force able to produce certain rotational speed or velocity (V) and acceleration (A). There are several physics formulas that are very important to this experiment. According to investigation on joystick for the thesis, the joystick used is xbox windows controller and Teysun Joystick. All regular joysticks have the same size of motor rumbles.

$$Velocity(V) = \omega \times r = 2\pi f \times r = \frac{2\pi}{T} \times r \tag{3}$$

$$Acceleration(A) = (\omega)^2 \times X = (2\pi f)^2 \times X \tag{4}$$

$$r.m.sMagnitude(r.m.sA) = \frac{A}{\sqrt{2}} \tag{5}$$

note:
 f=frequency of joystick
 T= duration or period
 X=displacement, the distance of body or hand from rotational source
 r= radius of motor rumble
 ω=angular velocity
 V in SI unit is symbolized with metre per second (ms⁻¹)
 A in SI unit is symbolized with metre per second (ms⁻²)
 Mean magnitude or r.m.s Magnitude in symbolized with root mean square metre per second (ms⁻²r.m.s)

The experiment is conducted by calculating the number of rotation of motor rumbles in some periods of time. Big motor rumble has the characteristics of producing hard vibration and strong sensation, while small motor rumble tends to generate smooth sensation. The two motor rumbles can be rotated simultaneously to generate strong vibration. The number of rotation will reveal velocity, frequency and acceleration of the joystick. Based on the r.m.s acceleration, the vibration will expose the unpleasant and pleasant feeling to human. The outcome will provide empirical evidence to strengthen the mapping technique.



Figure 4. Wearable haptic with four haptic devices attached to the jacket

Table 2 Acceleration of big and small motor rumble

Magnitude Force	r.m.s A (small)	r.m.s A (Big)	Total r.m.s A	StdDev mean A
10000	0.78	0.50	1.28	0.20
9000	0.65	0.45	1.09	0.14
8000	0.48	0.39	0.88	0.06
7000	0.41	0.33	0.74	0.06
6000	0.35	0.20	0.55	0.11
5000	0.29	0.14	0.43	0.10
4000	0.23	0.07	0.31	0.11
3000	0.13	0.01	0.14	0.09
2000	0.01	0.00	0.01	0.01
1000	0.00	0.00	0.00	0.00

Table 2 lists the acceleration of big and small motor rumbles and the total A and r.m.s. A is considered as a parameter for evaluating the effect of vibration to human and its relationship with emotion characteristics. According to the standard deviation of mean A from big motor and small motor, the longest dispersion of mean A is 0.29 and 0.20 for r.m.s A. Figure 5 is an illustration of Acceleration behaviour of both motor rumbles of joystick, total of mean A and total r.m.s A and standard deviation between both of them. The graph of total mean A is different from the others as it rises rapidly since the starting point because the total mean A is the sum of mean A big motor and small motor. The other graph that is closely similar is the total r.m.s A with mean A where r.m.s A reaches a peak with $1.28 \text{ ms}^{-2} \text{ r.m.s}$ and it decreases until zero.

This result needs to be compared with the previous result to prove the similarity behaviour of vibration effect and emotion classification. There are numerous previous researchers who have described the implication of vibration to human. Osborne and Clarke (1974) in [24] have classified the vibration based on mean magnitude and semantic scales.

- Mean magnitude ($\text{ms}^{-2} \text{r.m.s}$): $>2.3 \rightarrow$ very uncomfortable
- Mean magnitude ($\text{ms}^{-2} \text{r.m.s}$): $1.2-2.3 \rightarrow$ Uncomfortable
- Mean magnitude ($\text{ms}^{-2} \text{r.m.s}$): $0.5-1.2 \rightarrow$ Fairly Uncomfortable \rightarrow Fairly Comfortable
- Mean magnitude ($\text{ms}^{-2} \text{r.m.s}$): $0.23-0.5 \rightarrow$ Comfortable
- Mean magnitude ($\text{ms}^{-2} \text{r.m.s}$): $<0.23 \rightarrow$ Very Comfortable

According to the result in Table 2, it has been described that the total r.m.s A is able to reach the peak until $1.28 \text{ ms}^{-2} \text{r.m.s}$. When it is compared to the semantic result from Osborne and clark (1974), the result shows a strong relationship with emotion classification with the

magnitude force above 5000 is potential to carry fairly uncomfortable and uncomfortable feeling to human.

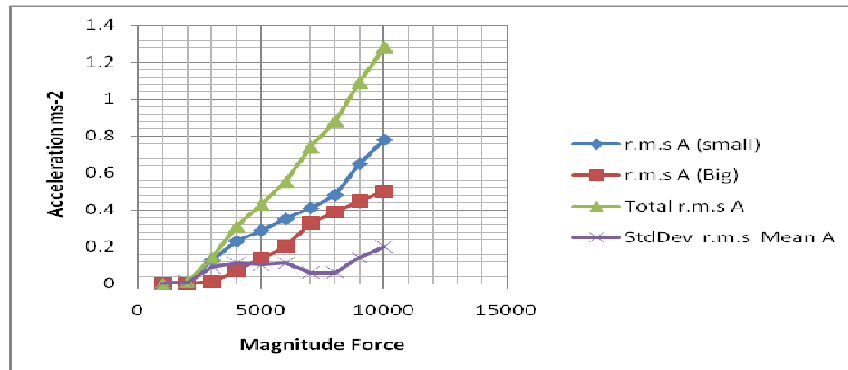
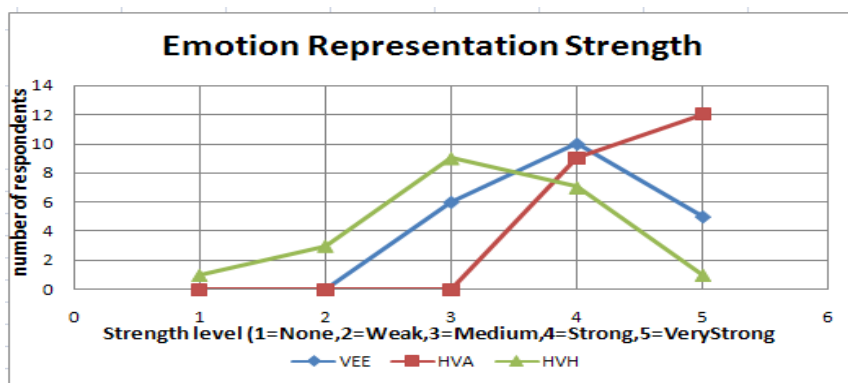


Figure 5. Acceleration graph for big and small motor rumbles.

This uncomfortable feeling is similar with anger emotion behaviour which makes human feel unpleasant i.e. annoy to them. While the Magnitude Force of 5000 and below are prospective to illustrate the behaviour of happiness emotion which causes very comfortable or pleasant feeling to human. With the results proposed in this chapter, the goal of producing emotion-vibration mapping technique succeeds and proves that the proposed technique is able to map the emotion into magnitude force of vibration and it also proves that the classified technique is suitable to emotion characteristics such as anger and happiness. This result is also supported by Bailenson *et al* [9] that anger has more speed i.e. faster than happiness.

3. Results and Discussion

This study has recruited: 8 male and 13 female that comes from undergraduate, post graduate student (Master and PhD). Each student is required to make interactive interaction with system and after interaction student will be asked to answer some questions in questionnaire. Question will base on data profile, emotion background, experience emotion, interaction, and benchmarking. Figure 6 show that 15 users strongly agree that emotion expression can be represented by magnitude force of vibration. The surprising result comes from users' rating that high vibration is equivalent to anger emotion; this outcome is similar to our approach result on Table 2 that anger can be represented with high magnitude force.



note:

VVE : User agreeable rate on vibration as emotion expression

HVA : User agreeable rate on High vibration equivalent to anger behaviour

HVH : User agreeable rate on High vibration equivalent to happiness behavior

Figure 6. User rating ranking emotion representation strength

The other user interaction with our proposed system is shown in Figure 7. The users interact with avatar to change the facial expression of the avatar, then avatar will give feedback to user using their facial expression, voice and magnitude force of vibration through joystick.



Figure 7. User Interaction with the avatar using haptic device.

This glove is designed for controlling the intensity of facial expression of 3D avatar by moving the finger into fastidious position e.g. if user is trying to make a “fist” by glove, it will be interpreted as “anger” emotion then the avatar will change simultaneously. The avatar emotion is shown by facial expression that control through Action Units around facial area. In term of reading the signal from ind controller, there are several parameter that used in this study. Those parameters are Alpha (1, 2, 3) and Beta (1, 2, 3) as the indicator of brain activity. The signal of Alpha and Beta is divided into four main zones i.e. Z1, Z2, Z3, and Z4. The brain signal will be divided into these four zones. Z1 and Z2 are associated with happy emotions while Z3 and Z4 is associated with anger; the difference between both of them is the strength of the emotion. If brain activity remains strong until the signal enter Z2 zone, it is considered as a very strong happiness. Furthermore, 5DT glove will also calculate the intensity of each emotion as shown in Figure 8.

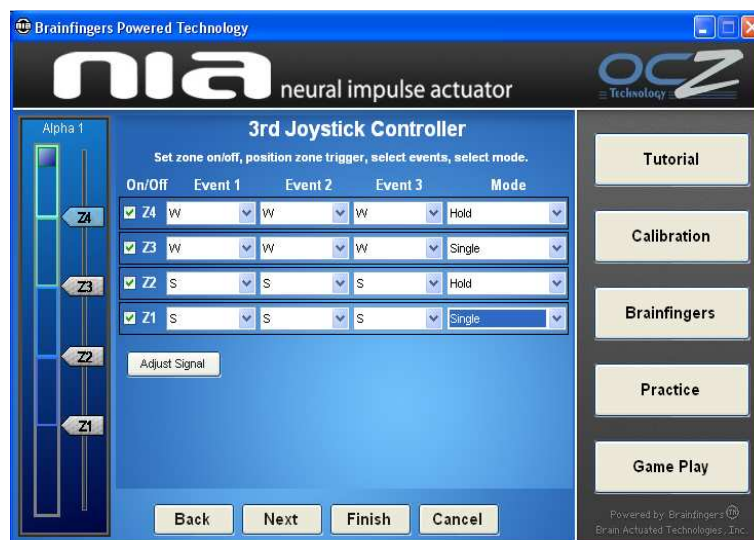


Figure 8. Zone classification of Alpha and Beta signal

4. Conclusion

The aim of this research is to implement haptic as me-dium to streghten the emotional expression of avatar for 3D tutor in E-Learning system. Our conducted ex-periments proved that user manages to have strong feeling and impression while they interact and communicate with the system. The study has proved that high magnitude force of haptic device like joystick capable to create emotional sensation which is classified by intensity of RGB colour. Furthermore, it is able to be syn-chronized with facial expression of avatar as well. From user study, the feedback from user is very exciting while 67% user give strong and positive response to the system. In addition, 15 users from 21 participant (71%) agree with classification of magnitude force into emotion representation, they said high magnitude force create similar sensation when they feel anger. While low magnitude force is more relaxing to them. This system is believed to bring different ways of teaching emotion to the students. Most of them said that they got better understanding during their interaction with proposed intelligent avatar.

References

- [1] Wang Z, Cheng N, Fan Y, Liu J, Zhu C. *Construction of Virtual Assistant Based on Basic Emotions Theory In: Construction of Virtual Assistant Based on Basic Emotions Theory*. Heidelberg: Springer Berlin. 2005.
- [2] Rojas AG, Gutierrez M, Thalmann D. *Simulation of individual spontaneous reactive behavior*. In: Proceedings of the 7th international joint conference on Autonomous agents and multiagent systems. Estoril, Portugal. 2008; 1: 19-24.
- [3] Ekman P. *Emotion in the Human Face*. United Kingdom: Cambridge University Press. 1982.
- [4] Ekman P, Friesen WV. *Facial Action Coding System: A Technique for The Measurement of Facial Movement*. Palo Alto, California: Consulting Psychologists Press, Inc. 1978.
- [5] Parke FI. Parameterized three-dimensional facial model. <http://www.cs.ucla.edu/~dt/siggraph97-panel/>; 1971 [cited 2010 1 March]; Available from: <http://www.cs.ucla.edu/~dt/siggraph97-panel/>.
- [6] Neuberger L. *Animating Facial Expressions using Blend Shape*. Alfred State College, <http://www.creativecrash.com/maya/tutorials/animating/c/animating-facial-expressions-using-blend-shape>; 2010 [cited 2010 09 March].
- [7] Grubb W. *Facial Animation Rig for Delgo*. Animation Director for Fathom Studios on the film Delgo, <http://www.creativecrash.com/tutorials/facial-animation-rig-for-delgo/page3>; 2010 [cited 2010 09 march].
- [8] James. Boris with Facial GUI 1.0.0 <http://www.creativecrash.com/maya/downloads/character-rigs/c/boris-with-facial-gui>; 2010 [cited 2010 09 March].
- [9] Bailenson JN, Yee N, Brave S, Merget D, Koslow D. Virtual interpersonal touch: expressing and recognizing emotions through haptic devices. *Hum.-Comput. Interact.* 2007; 22(3): 325-53.
- [10] Hashimoto Y, Kajimoto H. *Emotional touch: a novel interface to display emotional tactile information to a palm*. In: ACM SIGGRAPH 2008 new tech demos. Los Angeles, California. 2008.
- [11] Garc AR, Vexo F, Thalmann D, Raouzaoui A, Karpouzis K, et al. Emotional face expression profiles supported by virtual human ontology: Research Articles. *Comput. Animat. Virtual Worlds*. 2006; 17(3-4): 259-69.
- [12] Zagalo N, Torres A. Character emotion experience in virtual environments. *Vis. Comput.* Springer-Verlag 2008; 24(11): 981-6.
- [13] Traum D. Talking to Virtual Humans: Dialogue Models and Methodologies for Embodied Conversational Agents. *Modeling Communication with Robots and Virtual Humans*. LNCS 2008; 4930: 296-309.
- [14] Fabri M, Moore DJ, Hobbs DJ. *The Emotional Avatar: Non-verbal Communication Between Inhabitants of Collaborative Virtual Environments*. In: Proceedings of the International Gesture Workshop on Gesture-Based Communication in Human-Computer Interaction. 1999: 269-276.
- [15] Rojas AG, Vexor, Thalmann D. *Individualized reaction movements for virtual humans*. In: Proceedings of the 4th international conference on Computer graphics and interactive techniques in Australasia and Southeast Asia. Kuala Lumpur, Malaysia. 2006: 101-104.
- [16] Melo C, Paiva A. *Expression of Emotions in Virtual Humans Using Lights, Shadows, Composition and Filters*. In: Proceedings of the 2nd international conference on Affective Computing and Intelligent Interaction. Lisbon, Portugal. 2007: 87-90.
- [17] Farbenlehre JWvGZ. Sechste Abteilung: Sinnlich-sittliche Wirkung der Farbe. 2005: 1808-1810.
- [18] Melo CMd, Gratch J. *The Effect of Color on Expression of Joy and Sadness in Virtual Humans*. In: The International Conference on Affective Computing and Intelligent Interaction. Amsterdam, Netherlands. 2009: 35-38.
- [19] Nijdam NA. Mapping emotion to color. <http://hmi.ewi.utwente.nl/verslagen/capita-selecta/CS-Nijdam-Niels.pdf>, Human Media Interaction (HMI). Department of Electrical Engineering, Mathematics and Computer Science, (EEMCS) at the University of Twente. Last accessed date :09 September 2009.

-
- [20] Sucontphunt T, Yuan X, Li Q, Deng Z. *A Novel Visualization System for Expressive Facial Motion Data Exploration*. In: IEEE Pacific Visualisation Symposium. Tokyo, Japan. 2008: 103-106.
- [21] Dai K, Fell H, MacAuslan J. *Comparing emotions using acoustics and human perceptual dimensions*. In. Proceedings of the 27th international conference extended abstracts on Human factors in computing systems. Boston. 2009: 47-52.
- [22] Shan MK, Kuo FF, Chiang MF, Lee SY. Emotion-based music recommendation by affinity discovery from film music. *Expert Syst. Appl.* 2009; 36(4):7666-7674.
- [23] Camurri A, Lagerl I, Volpe G. Recognizing emotion from dance movement: comparison of spectator recognition and automated techniques. *Int. J. Hum.-Comput. Stud.* 2003; 59(1-2): 213-25.
- [24] Osborne DJ, Clarke MJ. The determination of equal comfort zones for whole-body vibration. *Ergonomics* 1974; 17: 769-82.