

Multiple Moving Obstacles Avoidance of Service Robot using Stereo Vision

Widodo Budiharto*, Ari Santoso, Djoko Purwanto, Achmad Jazidie

Electrical Engineering Department, Institute of Technology Sepuluh Nopember (ITS)
Kampus Sukolilo, keputih – Surabaya, Indonesia
e-mail: widodo@widodo.com, djoko@ee.its.ac.id, jazidie@elect-eng.its.ac.id

Abstrak

Pada paper ini, kami mengusulkan sistem penghindaran halangan ganda (*multiple moving obstacles*) menggunakan *stereo vision* untuk *service robot* yang berada di lingkungan indoor. Kami menganggap model *service robot* ini digunakan untuk mengirimkan sebuah gelas ke pelanggan yang dikenal dari titik asal ke titik tujuan. Kontribusi dari penelitian ini ialah sebuah metode baru untuk penghindaran *multiple moving obstacle* dengan pendekatan Bayesian berbasis kamera stereo. Kami telah mengembangkan dan memperkenalkan 3 modul utama untuk mengenal wajah, mengidentifikasi *multiple moving obstacles* dan untuk manuver robot. Sekelompok orang yang berjalan di depan robot akan ditrack sebagai *moving obstacles*, serta kecepatan, arah dan jarak dari *moving obstacles* diestimasi menggunakan kamera stereo agar robot dapat bermanuver untuk menghindari tabrakan. Untuk mengatasi ketidakakuratan dari sensor vision, pendekatan Bayesian digunakan untuk estimasi keberadaan dan arah *moving obstacle*. Hasil eksperimen dipaparkan dan kami evaluasi performa dari sistem *service robot* yang diberi nama Srikandi III. Berdasarkan eksperimen, metode yang kami usulkan berjalan dengan baik serta pendekatan Bayesian terbukti meningkatkan performa estimasi dari keberadaan dan arah halangan.

Kata kunci: *multiple moving obstacles, obstacle avoidance, service robot, stereo vision*

Abstract

In this paper, we propose a *multiple moving obstacles avoidance using stereo vision* for *service robots* in indoor environments. We assume that this model of *service robot* is used to deliver a cup to the recognized customer from the starting point to the destination. The contribution of this research is a new method for *multiple moving obstacle avoidance* with Bayesian approach using stereo camera. We have developed and introduced 3 main modules to recognize faces, to identify *multiple moving obstacles* and to maneuver of robot. A group of people who is walking will be tracked as a *multiple moving obstacle*, and the speed, direction, and distance of the *moving obstacles* is estimated by a stereo camera in order that the robot can maneuver to avoid the collision. To overcome the inaccuracies of vision sensor, Bayesian approach is used for estimate the absence and direction of obstacles. We present the results of the experiment of the *service robot* called Srikandi III which uses our proposed method and we also evaluate its performance. Experiments shown that our proposed method working well, and Bayesian approach proved increasing the estimation perform for absence and direction of *moving obstacle*.

Keywords: *multiple moving obstacles, obstacle avoidance, service robot, stereo vision*

1. Introduction

In recent years, service robots developed for various applications such as the personal, medical and welfare robots. Technologies and methods used for service robots increased drastically to make it more intelligent, and resulting these kind of robots available commercially, such as iRomba as autonomous vacuum cleaner robot and very useful for household. Among the indoor service robots, those that are able to operate in environments with humans, and especially those that are able to interact with the customer have gained high interest in recent years. The major task routinely performed by a service robot (for example deliver a cup, picking a cup and human robot interaction) are based on visually perceived information. In order a service robot perform such tasks, they must also have the ability to perceive and act upon visual information. Computer Vision is an important tool for robotics systems since it mimics the human sense of vision and allows for non-contact measurement of the environment. A good

program using vision sensor will make a service robot have the ability to detect and identify detailed objects around it (such as face recognition, distance measurement of obstacle, and free area for path planning). The main concern when developing a service robot is an obstacle avoidance system and the implementation of a stereo camera as an important vision sensor. Although vision-based service robots become a challenging and complex task for researchers and engineers, models of the multiple moving obstacle avoidance system for vision-based service robots using a Bayesian approach for state estimation are not explored extensively.

The development of an obstacle avoidance system for a service robot to accurately detect moving obstacles in indoors is a challenging task. Navigation and obstacle avoidance strategies are the important aspects in a vision-based service robot. Bayesian techniques provide a powerful statistical tool to help manage measurement uncertainty and perform multisensor fusion and identity estimation. The advantages of probabilistic robotics are able to accommodate imperfect sensors (such as cameras with noises), robust in real-world applications and a best-known approach to many hard robotics problems. Using sensory information to locate the robot in its environment is the most fundamental problem in providing a service robot with autonomous capabilities. By using a Bayesian approach in a robot system, the state of presence of obstacles and other properties can be estimated.

Based on literatures obtained by the authors, many researchers in the development of service robots such as [1], [2], whereas the task of the service robot is the setting and clearing of tables in a controlled environment without a stereo camera. However, there is no multiple moving obstacle avoidance method for a service robot in an indoor environment exposed especially using a stereo camera. The contribution of this paper is the introduction of a new method of multiple moving obstacle avoidance for service robots using a stereo camera in an indoor environment. In this paper, we solved the drawbacks of common obstacle avoidance methods such as the Potential Field Method (PFM) [3] and Vector Field Histogram (VFH) [4] by proposing a complete mechanism for multiple moving obstacle avoidance of a vision-based service robot.

2. Research Method

2.1 Architecture for Service Robot

A mobile robot involving two actuator wheels is considered as a system subject to nonholonomic constraints and usually using fuzzy logic to control the motor [5]. Consider an autonomous wheeled mobile robot and its position in the Cartesian frame of coordinates shown in Figure 1, where x_R and y_R are the two coordinates of the origin \mathbf{P} of the moving frame and θ_R is the robot orientation angle with respect to the positive x-axis. The rotation angles of the right and left wheels denoted as φ_r and φ_l and the radius of the wheel by R ; thus the configuration of the mobile robot q_R can be described by five generalized coordinates such as:

$$q_R = (x_R, y_R, \theta_R, \varphi_r, \varphi_l)^T \quad (1)$$

Based on Figure 1, v_R is the linear velocity, ω_R is the angular velocity, r_R and λ_R are the radial and angular coordinate of the robot [6]. The kinematics equations of motion for the robot are given by:

$$\dot{x}_R = v_R \cos \theta_R \quad (2)$$

$$\dot{y}_R = v_R \sin \theta_R \quad (3)$$

$$\dot{\theta}_R = \omega_R \quad (4)$$

The angular velocities of the right and left wheels can be obtained by:

$$\omega_r = \frac{d\varphi_r}{dt} \quad \text{and} \quad \omega_l = \frac{d\varphi_l}{dt} \quad (5)$$

Finally, the linear velocity v_R can be formulated as:

$$v_R = R(\omega_r + \omega_l) / 2 \tag{6}$$

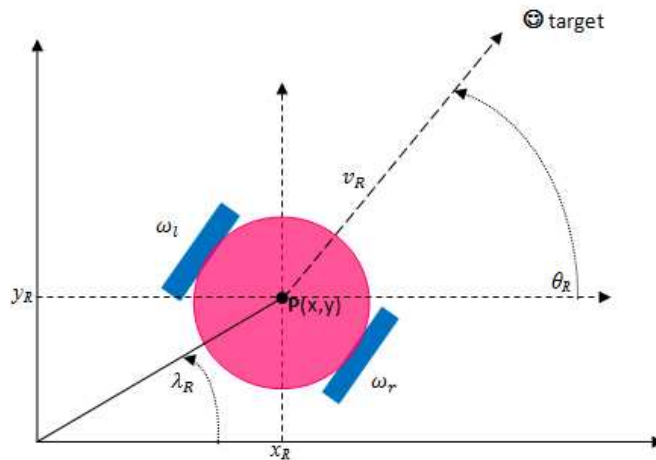


Figure 1. Cartesian representation of mobile robot

Based on the model in Figure 1, we propose the model of a mobile robot using a stereo camera with a moving obstacle as shown in Figure 2. A camera as a vision sensor has limitations in view angle to capture an object, so we define θ_{Cam} as a maximum angle that moving obstacles can be detected by a camera used in this research.

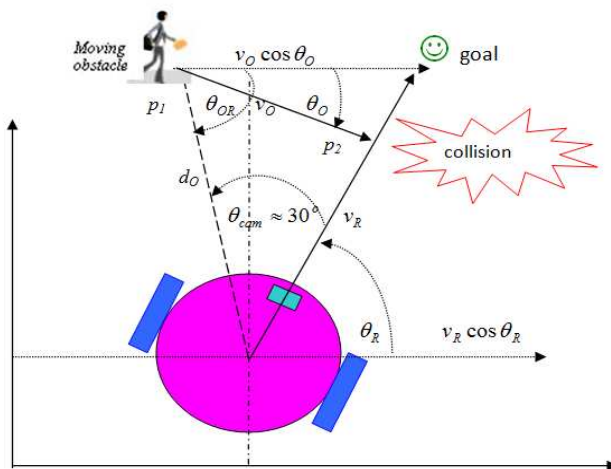


Figure 2. General cartesian model of mobile robot using stereo camera



Figure 3. Prototype of Service robot Srikandi III using Stereo Vision.

We have developed a vision-based service robot called Srikandi III with the ability to face recognition and avoid people as moving obstacles, this wheeled robot is next generation from Srikandi II [7], [8]. The prototype of service Robot Srikandi III that utilized a low cost stereo camera, 1 ultrasonic sensor, compass and Propeller 32 bit microcontroller in order the cost of development can be reduces is shown in Figure 3.

2.2 Improved Face Recognition System using PCA

2.2.1 Stereo Imaging Model

We have developed a system for face detection using Haar cascade classifier and depth estimation for measuring distance of peoples as moving obstacles using stereo vision. In the

stereo imaging model, the three-dimensional points in stereo camera frame are projected in the left and the right image frame. On the contrary, using the projection of the points onto the left and right image frame, the three-dimensional points positions in stereo camera frame can be located. Figure 4 shows the stereo imaging model using the left front image frame *LI* and right front image frame *RI* [9].

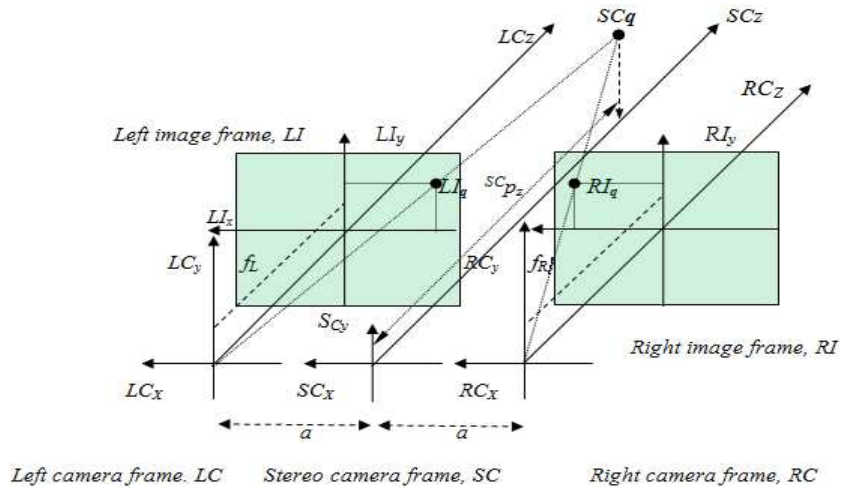


Figure 4. Stereo Imaging mode

By using stereo vision, we can obtain the position of each moving obstacle in the images, then we can calculate and estimate the distance of the moving obstacle. Kalman filtering used for the stability of the distance estimation. The three-dimensional point in stereo camera frame can be reconstructed using the two-dimensional projection of point in left front image frame and in right front image frame using formula :

$${}^{SC} \mathbf{q} = \begin{bmatrix} {}^{SC} q_x \\ {}^{SC} q_y \\ {}^{SC} q_z \end{bmatrix} = \frac{2}{{}^{RI} q_x - {}^{LI} q_x} \begin{bmatrix} \frac{1}{2} a ({}^{RI} q_x + {}^{LI} q_x) \\ a {}^{RI} q_y \\ f a \end{bmatrix} \quad (7)$$

Note that ${}^{LI} q_y = {}^{RI} q_y$

To estimate the direction $\theta_{direction}$ of moving obstacle using stereo vision, we calculate using the figure and formula below:

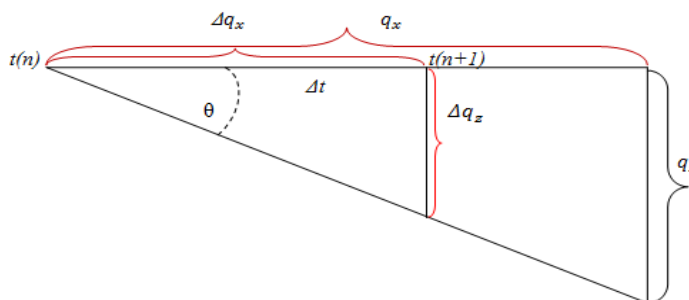


Figure 5. Direction estimation using stereo vision

$$\theta_{direction} = \arctan \left(\frac{\Delta q_z}{\Delta q_x} \right) \quad (8)$$

2.2.2 Improved Face Recognition System

The face is our primary focus of attention in developing a vision based service robot to serves peoples. Unfortunately, developing a computational model of face recognition is quite difficult, because faces are complex, meaningful visual stimuli and multidimensional. Modelling of face images can be based on statistical model such as Principal Component Analysis (PCA) [10] and Linear Discriminat analysis (LDA)[11][12] and physical modelling based on the assumption of certain surface reflectance properties, such as Lambertian surface. Linear Discriminant Analysis (LDA) is a method of finding such a linear combination of variables which best separates two or more classes[9]. We have developed a framework for face recognition system and faces database called ITS face database and will be compared with ATT and Indian face database. The advantages of our framework is able to store ordered item from customer in .xml file and displayed on the screen as shown in Figure 10. In this research, we construct images under different illumination conditions by generate a random value for brightness level for ITS face database. Each of face database consists of 10 sets of people's face. Each set of ITS face database consists of 3 poses (front, left, right) and varied with illumination[13].




Figure 6. ITS, Indian and ATT face database used as comparison to see the effect of illumination at face recognition [13].

2.3 A Moving Obstacles Avoidance Method using Bayesian Approach

2.3.1 Probabilistic robotics for Multiple Obstacle Avoidance Method

Camera as vision sensor sometimes have distortion, so Bayesian decision theory used to state estimation and determine the optimal response for the robot based on inaccurate sensor data. Bayesian decision rule probabilistically estimate a dynamic system state from noisy observations. Examples of measurement data include camera images and range scan. If x is a quantity that we would like to infer from y , the probability $p(x)$ will be referred to as prior probability distribution. The Bayesian update formula is applied to determine the new posterior $p(x, y)$ whenever a new observation is obtained:

$$p(x, y) = \frac{p(y|x,z)p(x|z)}{p(y|z)} \quad (9)$$

To apply Bayesian approach for obstacle avoidance where someone who walks with a direction indicated as an unexpected obstacle, we consider this obstacle to be a random event. The probabilistic information in z about θ is described by a conditional probability density function $p(z|\theta)$ of the observation vector z . Let Θ denote the state of the path to be a random variable consisting of four states:

$$\begin{aligned}\Theta &= (\theta_1, \theta_2, \theta_3, \theta_4) \\ &= (\text{obstacle}, \text{no_obstacle}, \text{direction_right}, \text{direction_left})\end{aligned}\quad (10)$$

If we want a service robot should stay on the path to goal in any case, strategies to avoid moving obstacle include:

- Maneuver to the right, if detected moving obstacle is moving toward the left. Maneuver to the left, if detected moving obstacle is moving toward the right.
- stop, if moving obstacle too close to robot detected both by vision and ultrasonic sensors.

Then, we restrict the action space denoted as \mathbf{A} as:

$$\begin{aligned}\mathbf{A} &= (a_1, a_2, a_3) \\ &= \text{maneuver to right, maneuver to left, stop}\end{aligned}\quad (11)$$

We define a loss function $L(a, \theta)$ which gives a measure of the loss incurred in taking action a when the state is θ . The robot should chooses an action a from the set \mathbf{A} of possible actions based on the observation z of the current state of the path θ . This gives the posterior distribution of θ as:

$$p(\theta|z) = \frac{p(z|\theta)p(\theta)}{\sum p(z|\theta)p(\theta)}\quad (12)$$

Then, based on the posterior distribution in (12), we can compute the posterior expected loss of an action [14]:

$$B(p(\theta|z), a) = \sum_{\theta} L(\theta, a) p(\theta|z)\quad (13)$$

2.3.2 Proposed Multiple Moving Obstacles Avoidance Method and Algorithm

We have proposed a method and algorithm of obstacles avoidance for service robot that run from start to goal position, giving a cup to customer and going back to home. This method will identify a customer, checking moving obstacles and its distance and take action for maneuver to avoid the collision. Stereo camera used has limitation such as angle view, this camera only able to capture object in front of it about 30°. So, when the robot starts to maneuver, the moving obstacle could be out of view area of camera. So for this experiment, we have proposes a predefined motion for maneuver based on the estimation speed and direction of moving obstacle.

Table 1. Actions to avoid moving obstacle

No	Speed of moving obstacle	Direction of moving obstacle	Action
1	Low	Approach to robot	Maneuver slow
2	High	Approach to robot	Maneuver fast
3	Low	Infront of robot	Maneuver slow
4	High	Infront of robot	Maneuver slow

Figure below shows the proposed model of maneuvering on the service robot, pL which is the probability of moving obstacle leads to the left, and pR the probability of moving obstacle

leads to the right. By estimating the direction of motion of the obstacle, then the most appropriate action to avoid to the right / left side can be determined, to minimize collision with these obstacles. If there are more than 1 moving obstacle, then robot should identified the nearest moving obstacle to avoid collision, and the direction of maneuver should be opposite with the direction of moving obstacle (Figure 7).

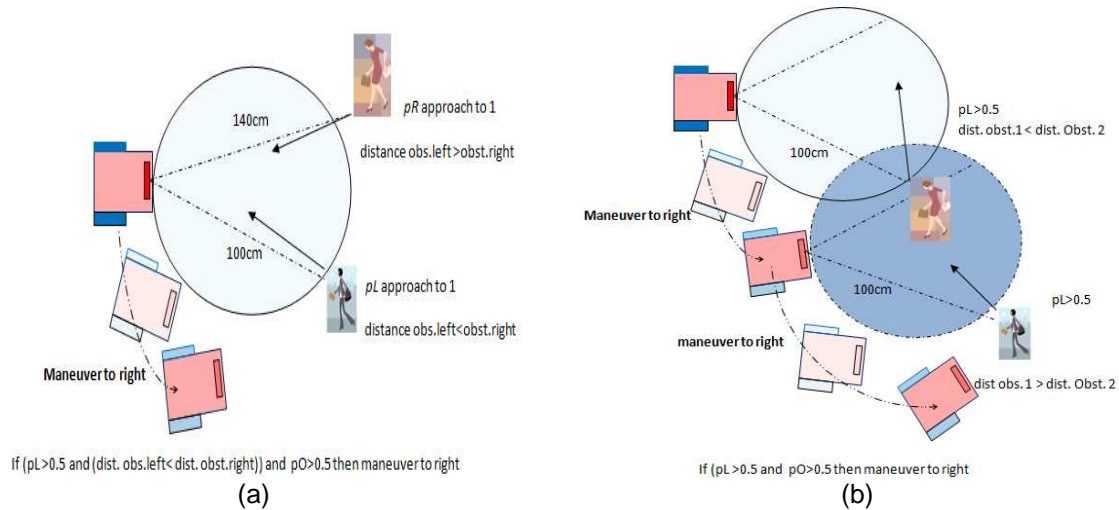


Figure 7. A maneuvering model to avoid multiple moving obstacle using stereo vision, 2 multiple moving obstacle with the different direction (a) and the same direction (b).

The flowchart of a Navigation system and multiple moving obstacles avoidance method for vision-based service robot using stereo camera shown in Figure 8. Based on the Figure 8, image captured by stereo camera used as testing images to be processed by Haar classifier to detect how many people in the images, and face recognition by PCA. We implement visual tracking for heading a robot to a customer. Robot continuously measures the distance of obstacle and send the data to Laptop. The next step is multiple moving obstacle detection and tracking. If there is no moving obstacle, robot run from start to goal position in normal speed. The advantage using stereo vision in our system is the ability to estimate the distance of customer/obstacles (depth estimation) and direction's movement of obstacles.

If moving obstacle appeared and collision will occurred, robot will maneuver to avoid obstacle. The proposed algorithms for obstacles avoidance shown below:

Algorithm 1. Multiple moving obstacles avoidance and maneuvering for service robot.

```

Checking a cup sensor // check if cup is loaded or no
Capture face's images
Face detection and recognition using PCA
if cup loaded and face recognized
    // Visual tracking using stereo vision
    While (customer !=center screen)
        begin
            Heading robot to customer's position
        end
    if (position of customer at center screen)
        begin
            Go to customer
            call movingObstaclesIdentification
            Bayesian processing
            if moving obstacle==true and min_distance=true and goal=false
                maneuvering the robot
            end if
            Giving a glass
            Go to home

```

```

    end
  end if
end

// Function to detects and tracks a moving obstacle
function movingObstacleIdentification
  moving obstacle detection // Using Haar cascade classifier
  if (moving_obstacle==true) then
    //estimate distance between robot and moving obstacle using stereo vision
    distance estimation // Using Stereo camera and Kalman filtering
    // estimate velocity and direction of moving obstacle
    Calculate  $v_o$  , direction
  Endif
Return  $v_o$  , direction
end function

```

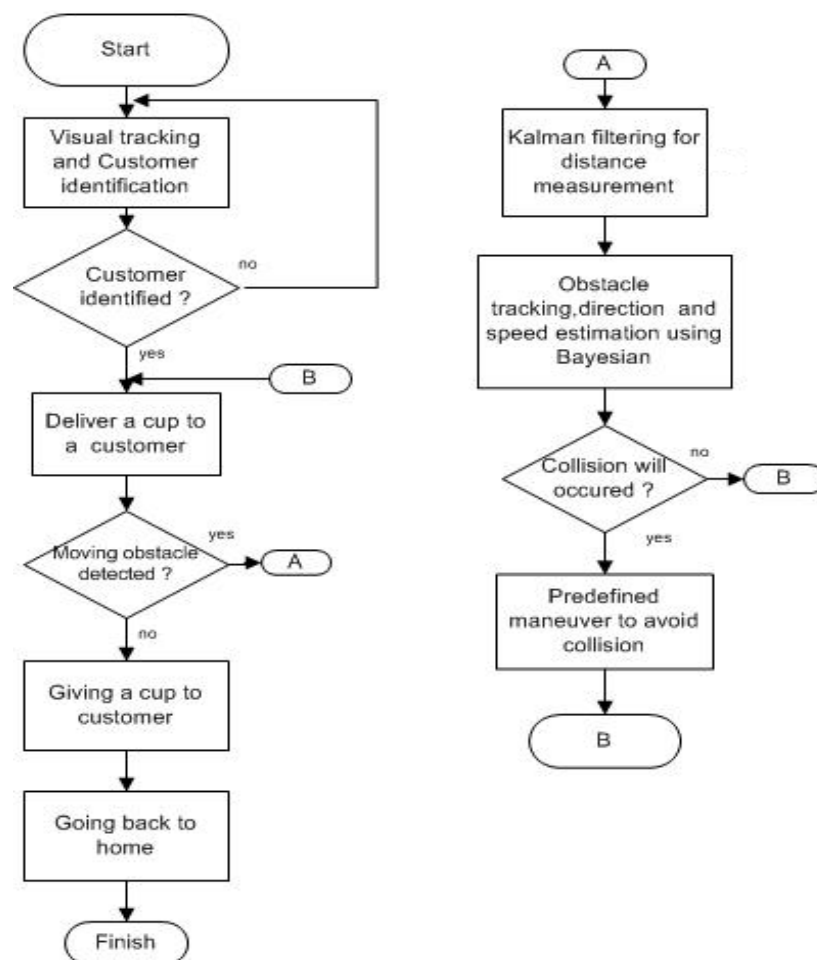


Figure 8. Flowchart of A Navigation system and Multiple moving obstacles avoidance method for vision-based service robot using stereo camera.

3. Results and Analysis

3.1 Improved Face Recognition System

First, we evaluate the result of our proposed framework of face recognition system and compared with ATT and Indian face database using Face Recognition Evaluator developed by Matlab. The success rate comparison between 3 face databases shown Figure 9. It shown

clearly that ITS database have highest success rate than ATT and Indian face database when the illumination of testing images is varied. The success rate using PCA in our proposed method and ITS face database is 95.5 %, higher than ATT face database 95.4% (a). For total execution time, it seems the Indian face database (IFD) is shortest because the size of each image is lowest then ITS and ATT (b)[13]



Figure 9. Accuracy comparison of face recognition between 3 faces databases, each using 10 sets face.

The result of improved face recognition system shown in Figure 10, where 1 customer successfully identified with his order. Before delivering a cup, visual tracking applied to directs a robot to an identified customer. Robot successfully go to the identified customer using our proposed method.



Figure 10. An example of face detected and recognized together with his order using our framework of face recognition system.

3. 2 Multiple moving obstacle avoidance using Stereo Vision.

The result of identifying multiple moving obstacle shown in figure below, the advantages if we using stereo vision, we can estimate the distance and direction/angle of the moving

obstacle. The value probability of obstacle/no obstacle also run well for make a robotics system more robust as as shown Figure 11.



Figure 11. value probability of obstacle/no obstacle, (a). results of distance and direction estimation, (b). implementation of probabilistics robotics for moving obstacles avoidance using stereo images.






Figure 12. Result of moving obstacle avoidance using stereo vision and Bayesian approach. Sequence action of service robot shown from (a) until (f) to deliver a cup to an identified customer and go back to home.

For experiment delivering a cup to a customer, the setup experiment is in indoor where a customer and not customer sitted on the chair, and there is someone that walking as a moving obstacle as shown below. Robot succesfully identify a moving obstacle, avoid the collision, giving a cup to a customer then go back to home. For 10 (ten) times experiment using Bayesian approach, the success rate to identify moving obstaacle is 90%, and without Bayesian approach is 60%. The very interesting video to show the action of this robot can be viewed at: <http://www.youtube.com/watch?v=n181CtvGJ88>.

4. Conclusion

This paper presents a robust multiple moving obstacles avoidance method for service robot in indoor environment. By varying illumination in training images, it will increase the success rate in face recognition. The success rate using our proposed method (ITS face database) is 95.5 %, higher than ATT face database 95.4%. Our framework of face recognition system can be used for the vision-based service robot. Geometrical model for moving obstacle avoidance and algorithms for multiple moving obstacles proposed then succesfully implemented to a service robot. Integration of stereo vision and ultrasonic sensors proved applicable as main sensors for distance estimation between service robot and obstacles. Experimental results with various situations have shown that the robot reaches the goal points while avoiding multiple moving obstacle with the proposed method. The state estimation using Bayesian used for absense and direction of obstacles increasing the succes rate of obstacle's detection and measurement. Bayesian decision rule implemented for state estimation makes this method more robust because the optimal solution for avoiding obstacles is obtained by trading between maneuver and stop action. The strength of the visual tracking and maneuvering method proposed shown good performance for navigation system of vision-based service robot. This paper have contribution for solving the drawbacks of common obstacle avoidance methods by proposed a complete mechanism for multiple moving obstacles avoidance of vision-based service robot. For future work, we will focus on navigation system for humanoid service robot using stereo vision.

References

- [1] Acosta L, González EJ, Rodríguez JN, Hamilton AF, Méndez JA, Hernández S, Sigut SM, Marichal GN. Design and Implementation of a Service Robot for A Restaurant. *International Journal of robotics and automation*. 2006; 21(4): 273-281.
- [2] Qing-wiau Y, Can Y, Zhuang F, Yan-Zheng Z. Research of the Localization of Restaurant Service Robot. *International Journal of Advanced Robotic Systems*. 2010; 7(3): 227-238.

-
- [3] Chatib O. Real-Time Obstacle Avoidance for Manipulators and Mobile Robots. *The International Journal of Robotics Research*. 1986; 5(1): 90-98.
 - [4] Borenstein J, Koren Y. The Vector Field Histogram- Fast Obstacle Avoidance for Mobile Robots. *IEEE Trans. On Robotics and Automation*. 1991; 7(3): 278-288.
 - [5] Widodo SW. Penerapan Multi Mikrokontroler pada Model Robot Mobil Menggunakan Logika Fuzzy. *TELKOMNIKA Indonesian Journal of Electrical Engineering*. 2009; 7(3): 213-218.
 - [6] Masehian E, Katebi Y. Robot Motion Planning in Dynamic Environments with Moving Obstacles and Target. *International Journal of Mechanical Systems Science and Engineering*. 2007; 1(1): 20-29.
 - [7] Budiharto W, Purwanto D, Jazidie A. A Robust Obstacle Avoidance for Service Robot using Bayesian Approach. *International Journal of Advanced Robotic Systems*. 2011; 8(1): 52-60.
 - [8] Budiharto W, Purwanto D, Jazidie A. A Novel Method for Static and Moving Obstacle Avoidance for Service robot using Bayesian Filtering. Proceeding of IEEE 2nd International conf. on Advances in Computing, Control and Telecommunications Technology. 2010: 156-160.
 - [9] Purwanto D. Visual Feedback Control in Multi-Degrees-of-Freedom Motion System. PhD Thesis. Keio: Graduate School of Science and Technology - Keio University, Japan; 2001.
 - [10] Turk M, Pentland A. Eigenfaces for recognition. *International Journal of Cognitive Neuroscience*. 1991; 3(1): 71-86.
 - [11] Belhumeur P, Kriegman D. What is the set of images of an object under all possible illumination conditions. *International Journal of Computer Vision*. 1998; 28(3): 245-260.
 - [12] Etemad K, Chellappa R. Discriminant analysis for recognition of human face images. *Journal of the Optical Society of America A*. 1997; 14(8): 1724-1733.
 - [13] Budiharto W, Santoso A, Purwanto D, Jazidie A. An Improved Face recognition System for Service Robot using Stereo Vision. In: Tudor Barbu Editor. Face Recognition / Book 3. Austria: Intech Publisher; 2011: 1-12.
 - [14] Hu H, Brady M. A Bayesian Approach to Real-Time Obstacle Avoidance for a Mobile Robot. *Autonomous Robots*. 1994; 1(1): 69-92.