

Implementation of Fuzzy-PD for Folding Machine Prototype Using LEGO EV3

Wahyu S. Pambudi*, Titiek Suheta

Electrical Engineering Department, Institut Teknologi Adhi Tama Surabaya
Jl. Arief Rahman Hakim 100 Surabaya, Indonesia

*Corresponding author, e-mail: wahyusp@itats.ac.id

Abstract

Folding machine prototype is a tool for folding clothes that used a LEGO Mindstorm EV3 and the movement of this LEGO will be controlled by using the proposed method. This research is using 2 kind of systems, first is (Proportional Integration Derrivative) and second is Fuzzy-PD. This system can improve the production efficiency especially in micro convection-based industry (UKM). This folding machine prototype has 3 folds connected to the EV3 Large Motors as actuators. PID and Fuzzy-PD control systems are used to control the position of the motor angle by reading the rotary encoder. Based on the test results with load condition at $K_p=7,00$; $K_i=2,00$; $K_d=15,5$, the PID control system has a rise time of 0.479s with settling time of 0.551s and overshoot value of 9,1%. While the result of Fuzzy-PD control shows the rise time is equal to 0.617s with settling time of 0.7s and overshoot value of 7.5%.

Keywords: folding machine prototype, PID, fuzzy-PD, LEGO mindstorm EV3

Copyright © 2018 Universitas Ahmad Dahlan. All rights reserved.

1. Introduction

Actuator on mechanical systems is using Brushed DC motors. The use of DC motors is immense in industry, robot manipulators, automotive and household appliances. Speed and position are the part to be controlled on DC motors [1,2]. Control systems to control the position of DC motor angles are proportional-integral-derivative (PID) and Fuzzy [1-3]. This PID and Fuzzy control system can be combined into Fuzzy PID, Fuzzy Proportional+Integral Derivative (P+ID) and Fuzzy Proportional Derivative (PD). The combination between Fuzzy and PID has a better response than PID [2-9]. The reason is the use of Fuzzy PD for applications in arm manipulators, in which the motion of the manipulator arm can reach the specified object point, with minimum error [7,8].

The application of arm manipulator is widely applied to large industries. It takes special research on this arm manipulator technology to be applied in small and medium enterprises (SMEs). The application of arm manipulator that can be applied in SME is for Folding Machine. The novelty of this paper is the application of control system especially in folding machine application, there was many studies to find the revolution of PID control system by adding the heuristic methods like modified fuzzy logic control [10-13] and neural network [14-16]. But they were not tried to apply the control system in the form of folding machine application. This paper is the first stage on it, and we would like to compare between two methods to find the optimum solution to control the arm manipulator in folding machine application. The major issue that become the problem on this paper is the time efficiency on arm manipulator. The industrial rules has made the arm manipulator must have to complete several tasks in a minute or seconds. That is why we tried to optimize the time by comparing two methods.

The initial design of the Folding Machine was made using a 1-DOF arm manipulator simulation for the clothing folders using the dynamic model to obtain the real results. In the simulation step we used several controllers to compare the response, ie; PID control, P control, PI control, PD control and Fuzzy PD. PID is chosen because the PID is a kind of commonly used control system. The use of Fuzzy PD control system method is an easy alternative control system because it does not need to look for mathematical models [8]. Folding machine will be more easily to be made when using the robot module in the market. One of the robot modules that can be used is LEGO Mindstorms EV3. LEGO Mindstorms EV3 is equipped with DC motors and sensors, which made it easier to build an automatic control system in robot technology [9].

LEGO as manufacturer of Mindstorms EV3 already provides LEGO Mindstorms EV3 (Home Edition) tool with programming blocks. There are also many other third-party tools that use C language, such as NBC, ROBOTC, BrixCC, leJOS, and so on. CPU in LEGO Mindstorms EV3 is using LINUX Operating System, the specifications are; 300 MHz ARM9 Controller, Flash Memory 16 MB, 64 MB RAM and USB communications [17]. Based on this specification LEGO Mindstorms EV3 is capable to do the PID and Fuzzy control systems using DC motor actuators [18-22]. The use of LEGO Mindstorms EV3 on the simulation and programming control system is able to reduce costs, even though the work is approaching the real problem. This is because LEGO MindstormsEV3 has the hardware to simulate, program and test on the industrial applications.

2. Research Method

In this study, the research design is divided into several main parts like design of hardware systems (hardware), design of software systems (software), and design of tool mechanisms. The method of control system in this research is using Fuzzy PD to control the motion of flipped arm. Hardware from Folding Machined was built by using LEGO Mindstorms EV3 module and consists of EV3 Brick, Large motor LEGO, touch sensor and flipped arm mechanism from LEGO mechanical device. The Large motor LEGO has a built-in rotation sensor with 1-degree resolution for precise control.

In Figure 1, the Block diagram of hardware system is a part of the system work that associated with the hardware system applications in the folding machine, the input to start the system is coming from the touch sensor. Figure 2 is the design of the prototype folding machine using LEGO Mindstorms EV3. The design of the folding machine prototype was built using a freeware computer program called Lego Digital Design. Based on Figure 2, the design of folding machine have 3 flipped arm mechanism.

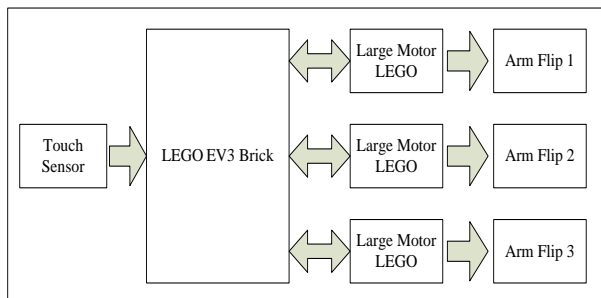


Figure 1. Block diagram of hardware system



Figure 2. Folding machine prototype

Figure 3 is the structure of the Fuzzy-PD control system for the folding machine; the fuzzy output value is used to control the rotation angle of the DC motor. The input variables of Fuzzy-PD are the error value (Err) and delta error (Δ Err) which is obtained from the difference between the setpoint and the pulse count from the rotary encoder sensor [3], [6-8]. Application of Fuzzy-PD method to LEGO EV3 Brick is done by using C language on RobotC.

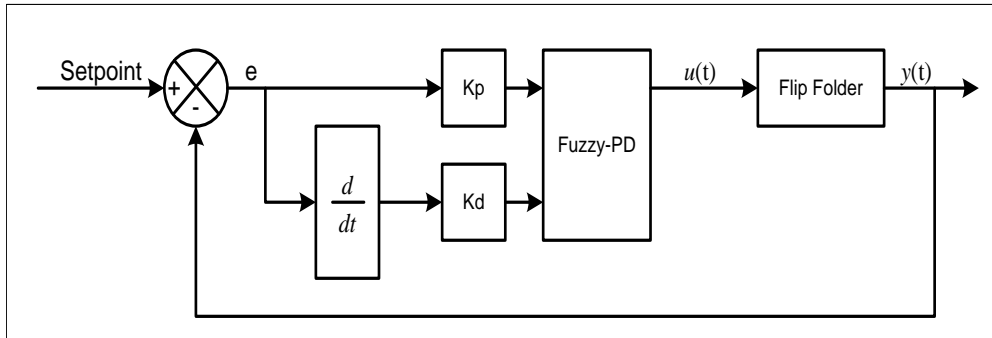


Figure 3. Structure system of fuzzy-PD control

Figure 4 and Figure 5 are the membership function of the input. The membership function for each input is divided into 7 sets.

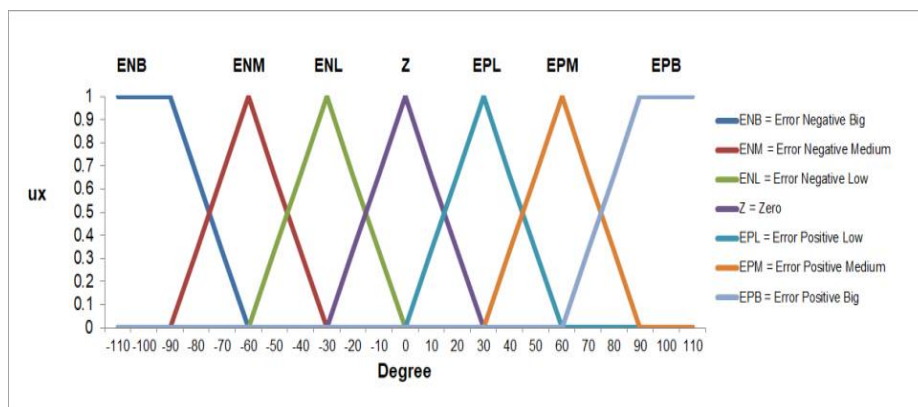


Figure 4. Membership function of error

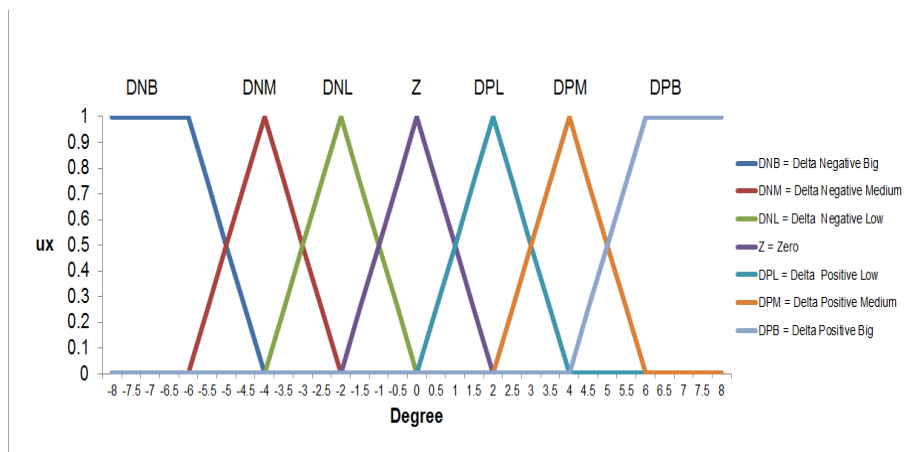


Figure 5. Membership function of δ error

From both input membership function on Figure 4 and 5, the output design of this research is described in Figure 6:

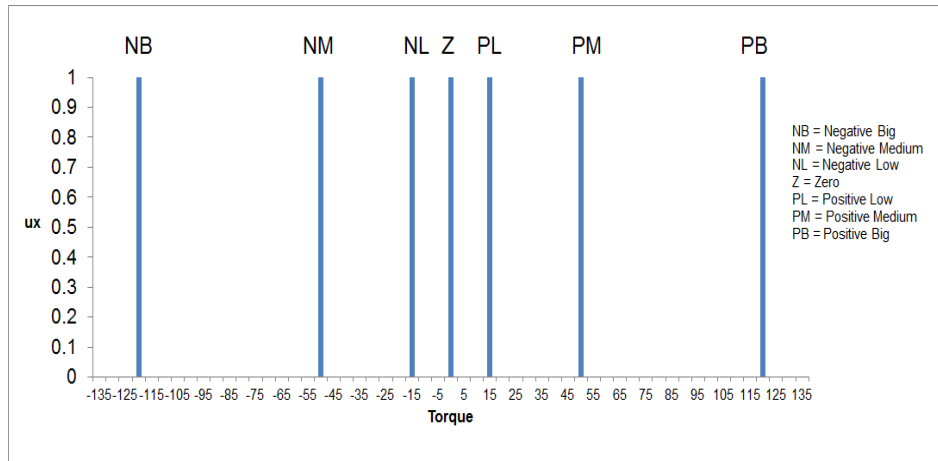


Figure 6. Membership of output value

In the Fuzzy-PD control there are rules (rule evaluation) and serves to generate output value. The rules are shown in Table 1.

Table 1. Rule Base (Rule Evaluation)

		Delta Error						
		Neg Big	Neg Med	Neg Small	Z	Pos Small	Pos Med	Pos Big
Error	Neg Big	NB	NM	NM	NL	PL	PM	PB
	Neg Med	NB	NM	NL	Z	PL	PM	PB
	Neg Small	NB	NL	NL	Z	PL	PL	PB
	Z	NM	NL	NL	Z	PL	PL	PM
	Pos Small	NB	NL	NL	Z	PL	PL	PB
	Pos Med	NB	NM	NL	Z	PL	PM	PB
	Pos Big	NB	NM	NL	PL	PM	PM	PB

3. Results and Analysis

3.1. Folding Machine Simulation

In the performance analysis of the folding machine prototype is given a step signal as the input on the plant as shown in Figure 3. The simulation is using dynamic motion principles while for the system in real uses LEGO Mindstorms EV3. The observed performances on PID and Fuzzy-PD are consists of rise time, overshoot, steady state error and settling time. In the simulation program in this research is using motion dynamics in 1 DOF (degree of freedom) arm manipulator for flipped arm, then the simulation of movement will be approached in a real conditions. This is because the dynamic concept to reach the setpoint angle is determined based on the magnitude of torque, mass, inertia, gravity and arm length. In the simulation the torque will be used as the output to be controlled and as an input to generate a large angle using equations 1-3.

$$\ddot{\theta} = \frac{(\tau - MgL \cos \theta)}{ML^2} \tag{1}$$

$$\dot{\theta} = \dot{\theta} + \int \ddot{\theta} dt \tag{2}$$

$$\theta = \theta + \int \dot{\theta} dt \tag{3}$$

In this folding machine simulation, PID and Fuzzy-PD will be compared each other, both control systems are using the input error and delta error values to produce torque output to

enable the angle of the fold arm to reach the setting point. For PID testing, the parameters are determined as follows: $K_p=0.5$; $K_d=3$; $K_i=0.001$. In this simulation the set point angle is equal to 90° with the initial position of 0° . Based on Figure 7, control response has a rise time of 0.002s, settling time of 0.005s, overshoot at 23.3% and steady state error of 1.03%.

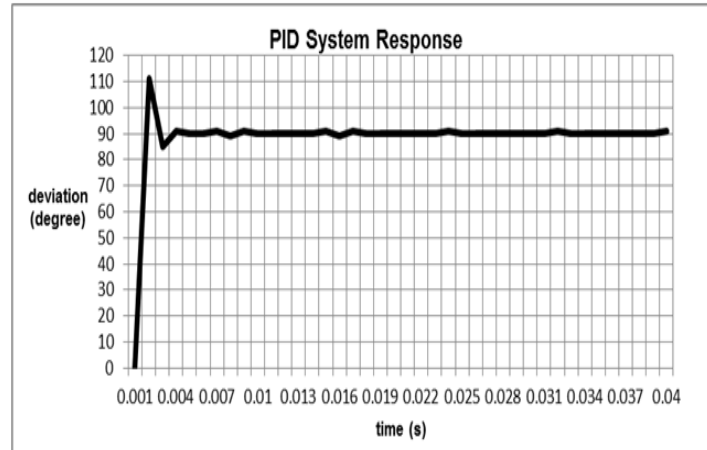


Figure 7. PID system response ($K_p=0,5$; $K_d=3$; $K_i=0,001$)

If we looked to the PID response in Figure 8, the PID controller with the values of $K_p=0.5$; $K_d=1$; $K_i=0.001$ has an overshoot of 1° or 1.1%. At this condition, the rise time of the system is equal to 0.004s with the steady state or settling time at 0,009s.

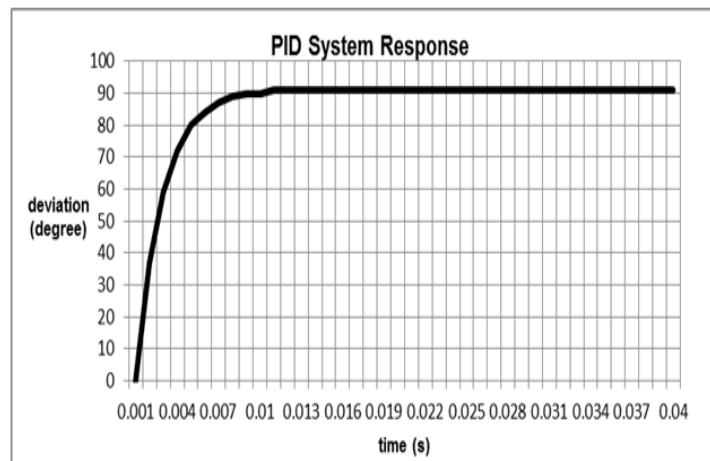


Figure 8. PID system response ($K_p=0,5$; $K_d=1$; $K_i=0,001$)

Based on Figure 9, the simulation response from Fuzzy-PD has a rise time of 0.069 s with a delay of 0.049 s. Fuzzy-PD system produce an overshoot of 5° or 5.5% due to the maximum value of 95° , steady state condition is happened at 92° with the settling time of 0.079 s. The control system with Fuzzy-PD has a steady state error of 2° . From that result, it appears that the result of Fuzzy-PD has not been optimum, with a slower response from PID and it has steady state error.

The steady state Fuzzy-PD is still tolerable because the value is only 2.2% of the setpoint, since the prototype of folding machine does not require precision angle. If we want to compare with the previous research on the application of fuzzy PID control system [23], it was

explained that fuzzy PID need more than 1.6 s to reach the settling time. It means the proposed fuzzy-PD method in this paper has better settling time. The combination of fuzzy and PID has lower overshoot when it was compared with cascade PID. Higher overshoot will not good for the reliability for the arm manipulator. The next testing process is to use LEGO Mindstorms EV3 that arranged into a prototype of folding machine. Initial testing of this prototype of folding machine is built with no load or without using clothes.

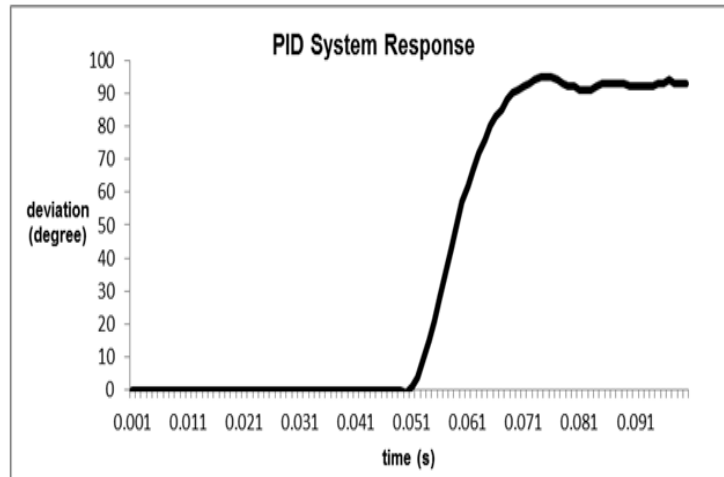


Figure 9. System Response of Fuzzy-PD

In Figure 10, the PID response when using the parameters of $K_p=7$, $K_i=2$, $K_d=15.5$ has a rise time of 0.294s, settling time of 0.354s, 15.8% overshoot and 12.5% steady state error. If we are using a Fuzzy-PD control system, it has a rise time of 0.37s, settling time of 0.462s, overshoot at 10.8% and 2.5% steady state error.

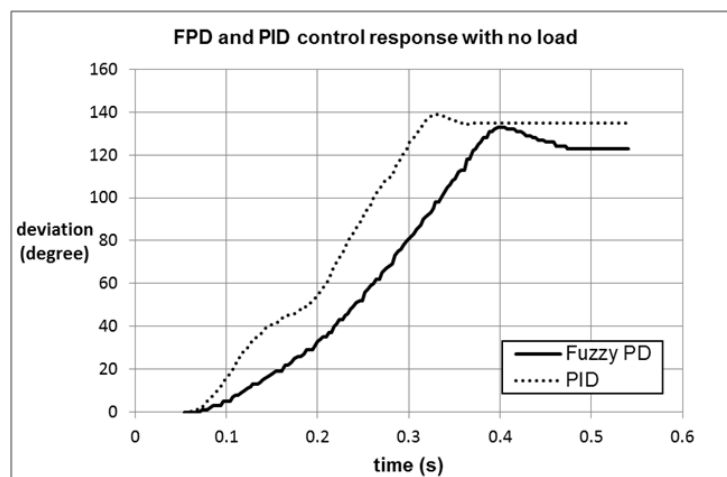


Figure 10. Prototype of folding machine response with no load

In Figure 11, a response control system on the prototype of folding machine by using a shirt. PID control response has a rise time of 0.479s, settling time of 0.551s, overshoot at 9.1% and steady state error of 3.33%. When using Fuzzy-PD, the rise time is reached at 0.617s, the settling time at 0.7s, overshoot of 7.5% and steady state error at 1.6%.

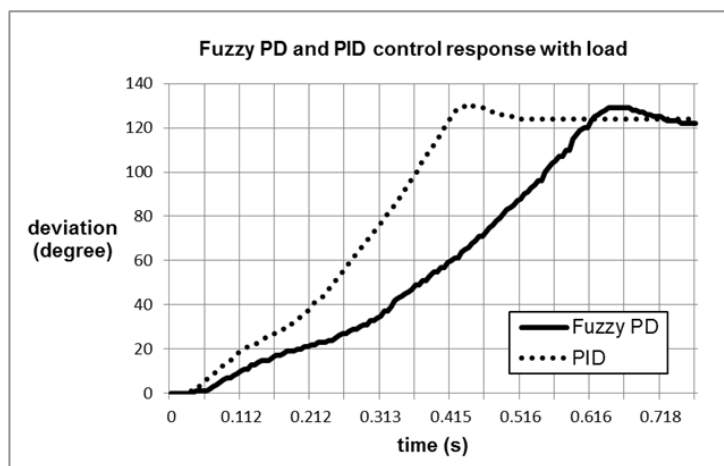


Figure 11. Prototype of folding machine response with load

4. Conclusion

The principle of 1 DOF arm manipulator is used to control the flipped arm on the prototype of folding machine with PID and Fuzzy-PD control method was done by simulation procedure and direct performance by using the prototype of folding machine with LEGO Mindstorms EV3. The prototype of folding machine in this study is expected to have a fast response or even no overshoot. Based on the simulation of the control response, it can be observed that the best response is the PID method with the parameters setting of $K_p=0,5$; $K_d=1$; $K_i=0.001$, at this point the overshoot value is closed to 0° and the error steady state is equal to 1° . On the Fuzzy-PD control, the simulation shows a long delay due to the long program execution process. This is happened because Fuzzy-PD must go through the several stages of fuzzification, evaluation rule and defuzzification. As in the folding machine simulation model, the system is also significantly applied to this research. The system is using LEGO Mindstorms EV3 with Fuzzy-PD and PID control system with parameters setting of $K_p=7$, $K_i=2$, $K_d=15.5$. From the obtained response, although Fuzzy-PD is slower than PID, Overshoot on Fuzzy-PD is very small compared to PID. Although it has steady state error, due to its small value then this value can be tolerated by considering that the prototype of folding machine not required a high precision performance. Both of them also have a little differentiation of the rise time performance. The experimental results of the proposed position control using Fuzzy-PD is better than previous research, where rise time less than 0.386s and settling time less than 0.616s.

Acknowledgement

We would like to express our sincere gratitude to DRPM ristekdikti and Adhi Tama Institute of Technology (ITATS) for their assistance as a provider of facilities and funds. Hopefully, this research can be useful for the technology development in Indonesia, especially in the field of applied engineering.

References

- [1] Khaled Sailan, Klaus-Dieter Kuhnert. *DC Motor Angular Position Control using PID Controller for the purpose of controlling the Hydraulic Pump*. International Conference on Control, Engineering & Information Technology (CEIT'13). Sousse. 2013; 1: 22-26.
- [2] P Kumar, PK Prabhat, M Kumar, SD Choudhary. *Speed Control of DC Motor Using PID & Smart Controller*. *International Journal of Scientific & Engineering Research*. 2014; 5(11): 1044-1053.
- [3] Manafeddin Namazov, OnurBasturk. *DC motor position control using fuzzy proportional-derivative controllers with different defuzzification methods*. *Turkish Journal of Fuzzy Systems*. 2010; 1(1): 36-54.

- [4] Wang Xiao-kan, Sun Zhong-liang, Wanglei, Feng Dong-qing. *Design and Research Based on Fuzzy PID-parameters Self-tuning Controller with MATLAB*. 2008 International Conference on Advanced Computer Theory and Engineering. Phuket. 2008: 996-999.
- [5] Qi Chen, Wei Li, Genshe Chen. A FUZZY P+ID Controller for a Constant Tension Winch in a Cable Laying System. *IEEE Transactions on Industrial Electronics*. 2017; 64(4): 2924-2932.
- [6] Paul-I-Hai Lin Sentai Hwang J. Chou. *Comparison on fuzzy logic and PID controls for a DC motor position controller*. Proceedings of 1994 IEEE Industry Applications Society Annual Meeting. Denver. 1994: 1930-19335.
- [7] WS Pambudi, NMA Sumanang. Implementation of FuzzyPD to Determine Object Position on Simulation Model of Robot Arm Manipulator 3 DOF (Degree of Freedom) in 2D. *Mikrotek Journal, Universitas Trunojoyo Madura*. 2014; 1(2): 19-29 (original version in Bahasa Indonesia).
- [8] W S Pambudi, Jan P B A S Pelawi. Folding Machine Simulation Using PID, P, PI, PD and Fuzzy-PD (Proportional Differential), *Journal of Science and Technology, Politeknik Negeri Tanah Laut Kalimantan Selatan*. 2015; 1(1): 25-33 (original version in Bahasa Indonesia).
- [9] Estelle M Eke. *Using Simulink, Matlab, and LEGO Mindstorms to teach a Project-Based Control Systems Design Course*. 122nd ASSE Annual Conference & Exposition, Seattle. 2015. Paper ID #1981.
- [10] Iswanto, O Wahyunggoro, A I Cahyadi. Quadrotor Path Planning Based on Modified Fuzzy Cell Decomposition Algorithm. *TELKOMNIKA (Telecommunication, Computing, Electronics and Control) Indonesian Journal of Electrical Engineering*. 2016; 14(2): 655-664.
- [11] A Adriansyah, Y Gunardi, Badaruddin, E Ihsanto .Goal-Seeking Behavior-Based Mobile Robot Using Particle Swarm Fuzzy Controller. *TELKOMNIKA (Telecommunication, Computing, Electronics and Control) Indonesian Journal of Electrical Engineering*. 2015; 13(2): 528-538.
- [12] Nuryono S. Widodo, Penerapan Multi-Mikrokontroler pada Model Robot Mobil Berbasis Logika Fuzzy. *TELKOMNIKA (Telecommunication, Computing, Electronics and Control) Indonesian Journal of Electrical Engineering*. 2009; 7(3): 213-218.
- [13] Ouamri Bachir. Adaptive Neuro-fuzzy Inference System Based Control of Puma 600 Robot Manipulator. *International Journal of Electrical and Computer Engineering (IJECE)*. 2012; 2(2).
- [14] W Cao, L Senhai, Ye Xiaoping, J Jie, Z Wenhui. Back-Stepping Control of Free-Floating Space Robot Based On Adaptive Neural Network. *TELKOMNIKA (Telecommunication, Computing, Electronics and Control) Indonesian Journal of Electrical Engineering*. 2017; 15(1): 18-27.
- [15] RY Adhitya, *Neural Network Implementation for Invers Kinematic Model of Arm Drawing Robot*. International Symposium on Electronics and Smart Devices (ISESD). 2016: 153-157.
- [16] Adnan Jabbar Attiya. Fuzzy-PID Controller of Robotic Grinding Force Servo System. *International Journal of Electrical and Computer Engineering (IJECE)*. 2015; 15(1).
- [17] LEGO. LEGO Mindstorms EV3 User Guide. LEGO.com. 2015.
- [18] Ashley C. Mitchell. Modeling and Control of a Motor System Using the Lego EV3 Robot. Master Thesis. Texas: Master of Science (Electrical Engineering) University Of North Texas; 2015.
- [19] Eva Volna, Martin Kotyrba and Michal Jalůvka. *Intelligent Robot's Behavior Based on Fuzzy Control System*. 2016 International Conference on Industrial Engineering, Management Science and Application (ICIMSA). Jeju. 2016: 34-38.
- [20] Hung-Jin Chen, Yu-Hsin Kao. *Design of Fuzzy Control Applied to the Path Following of Lego-NXT System*. Proceedings of 2012 International Conference on Fuzzy Theory and Its Applications. Taichung. 2012: 263-267.
- [21] Massimo Canale, Simone Casale Brunet. *A Lego Mindstorms NXT experiment for Model Predictive Control education*. 2013 European Control Conference (ECC). Zürich. 2013: 2549-2554.
- [22] PravinTrinathBehera, Mija SJ. *Balancing of Two Wheeled Inverted Pendulum using SOSMC and Validation on Lego EV3*. 1st IEEE International Conference on Power Electronics, Intelligent Control and Energy Systems (ICPEICES-2016). Delhi. 2016: 1-6.
- [23] Zhan Qu, Ru-quan Wen, Xin-you Wang, Bei-bei Zhou. Image Recognition and Tracking Algorithm Based on PID Fuzzy Control. *TELKOMNIKA (Telecommunication, Computing, Electronics and Control) Indonesian Journal of Electrical Engineering*. 2016; 14(2A): 403-412.